

School	Code	NBS	NGS	NBD	NGD	NXD	Total	JBS	JGS	JBD	JGD	JXD	Total	SBS	SGS	SBD	SGD	SXD	Total	Aggregate	District
Chelmsford Valley District Composite School	CVDCS	0	0	0	0	0	0	0	0	0	0	0	0	0	0	0	0	0	0	0	SUD
College Notre Dame	CND	0	0	5	0	0	5	0	0	0	0	0	0	0	0	0	0	0	0	5	SUD
Confederation Secondary School	CON	0	0	0	0	0	0	0	0	0	0	0	0	0	0	0	0	0	0	0	SUD
Ecole Secondaire Hanmer	HAN	0	0	0	0	0	0	0	0	0	0	0	0	0	0	0	0	0	0	0	SUD
Ecole Secondaire Catholique l'Horizon	HOR	0	0	3	0	0	3	0	0	0	0	0	0	0	0	0	0	0	0	3	SUD
Lasalle Secondary School	LSS	3	0	0	0	0	3	0	0	0	0	0	0	0	0	0	0	0	0	3	SUD
Lockerby Composite School	LCS	0	0	0	0	0	0	0	0	0	1	0	1	0	5	0	0	0	5	6	SUD
Lo-Ellen Park Secondary School	LEP	0	0	0	0	0	0	0	0	3	0	0	3	1	0	0	0	0	1	4	SUD
Marymount Academy	MMA	0	0	0	0	0	0	0	0	0	0	0	0	0	0	0	0	0	0	0	SUD
Ecole Secondaire Macdonald Cartier	ESMC	0	0	0	0	3	3	0	0	0	0	0	0	0	0	1	0	3	4	7	SUD
Riviere Des Francais	RDF	0	0	0	0	0	0	0	0	0	3	0	3	0	0	0	0	0	0	3	SUD
Sudbury Secondary School	SSS	0	0	0	0	0	0	0	0	0	0	0	0	0	0	0	0	0	0	0	SUD
Sacre Coeur	SC	0	1	0	0	5	6	0	1	0	0	0	1	0	0	0	0	0	0	7	SUD
St. Charles College	SCC	0	0	0	0	0	0	0	0	0	0	0	0	0	0	0	5	5	5	5	SUD
St. Benedict	SB	0	0	0	0	0	0	0	0	0	0	0	0	0	0	0	0	0	0	0	SUD
Central Algoma Secondary School	CASS	0	0	0	0	0	0	0	0	0	0	0	0	0	0	0	0	0	0	0	NS
W.C. Eaket	WCE	0	0	0	0	0	0	0	0	0	0	0	0	0	0	0	0	0	0	0	NS
Juennese Nord	JN	0	0	0	0	0	0	0	0	0	0	0	0	0	0	0	0	0	0	0	NS
Elliot Lake Secondary School	ELSS	0	0	1	0	0	1	0	0	0	0	0	0	0	0	0	0	0	0	1	NS
Espanola High School	EHS	0	0	0	0	0	0	0	0	0	0	0	0	0	0	0	0	0	0	0	NS
La Renaissance	REN	0	0	0	0	0	0	0	0	0	0	0	0	0	0	0	0	0	0	0	NS
Woodinville High School	WHS	0	0	0	0	0	0	0	0	0	0	0	0	0	0	0	0	0	0	0	NS
Villa Francaise des Jeunes	VFJ	0	0	0	0	0	0	0	0	0	0	0	0	0	0	0	0	0	0	0	NS
Manitoulin Secondary School	MSS	0	0	0	0	1	1	0	5	0	0	5	10	0	0	0	0	0	0	11	NS
Widdifield Secondary School	WSS	0	0	0	0	0	0	0	0	0	0	0	0	0	0	0	0	0	0	0	NDA
Chippewa Secondary School	CSS	0	5	0	0	0	5	5	0	0	0	0	5	0	0	5	5	1	11	21	NDA
West Ferris Secondary School	WF	0	0	0	0	0	0	1	0	0	0	0	1	0	0	0	0	0	0	1	NDA
FJ McElligott Secondary School	FJM	0	0	0	0	0	0	0	3	0	0	0	3	0	0	3	0	0	3	6	NDA
Northern Secondary School	NSS	0	0	0	0	0	0	0	0	0	0	0	0	0	0	0	0	0	0	0	NDA
Ecole Secondaire Catholique Elisabeth-Bruyere	EB	0	0	0	0	0	0	0	0	0	0	0	0	3	0	0	0	0	3	3	NDA
Ecole Secondaire Catholique Algonquin	ESCA	0	0	0	0	0	0	0	0	0	0	0	0	0	0	0	3	0	3	3	NDA
Ecole Secondaire Catholique Franco-Cite	FC	1	0	0	3	0	4	0	0	5	0	0	5	0	0	0	0	0	0	9	NDA
Ecole Secondaire Publique l'Odyssee	ODY	0	0	0	0	0	0	0	0	0	0	0	0	0	0	0	0	0	0	0	NDA
Ecole Secondaire Publique Nipissing Ouest	ESPNO	0	0	0	0	0	0	0	0	0	0	0	0	0	3	0	0	0	3	3	NDA
St. Joseph-Scollard Hall CSS	SJSH	0	0	0	0	0	0	0	0	0	0	3	3	5	0	0	0	0	5	8	NDA
Korah CVS	KOR	0	3	0	6	0	9	0	0	0	0	0	0	0	0	0	1	0	1	10	SSM
Notre Dame du Sault	ND	0	0	0	0	0	0	0	0	0	0	0	0	0	0	0	0	0	0	0	SSM
White Pines	WP	0	0	0	0	0	0	0	0	0	0	0	0	0	0	0	0	0	0	0	SSM
Superior Heights	SH	0	0	0	0	0	0	0	0	0	0	0	0	0	0	0	0	0	0	0	SSM
St. Mary's College	SMC	5	0	0	0	0	5	3	0	0	5	1	9	0	1	0	0	0	1	15	SSM
St. Basil	STB	0	0	0	0	0	0	0	0	0	0	0	0	0	0	0	0	0	0	0	SSM

Novice Team Champions: **Korah CVS**  
Junior Team Champions: **Manitoulin Secondary School**  
Senior Team Champions: **Chippewa Secondary School**

Combined Team Champions: **Chippewa Secondary School**  
Overall District Winner: **Nipissing District**

District	Code	NBS	NGS	NBD	NGD	NXD	Total	JBS	JGS	JBD	JGD	JXD	Total	SBS	SGS	SBD	SGD	SXD	Total	Total
Sudbury	SUD	3	1	8	0	8	20	0	1	4	4	0	9	1	5	1	0	8	15	44
North Shore	NS	0	0	1	0	1	2	0	5	0	0	5	10	0	0	0	0	0	0	12
Nipissing District	NDA	1	5	0	3	0	9	6	3	5	0	3	17	8	3	8	8	1	28	54
Sault Saint Marie	SSM	5	3	0	6	0	14	3	0	0	5	1	9	0	1	0	1	0	2	25

**NOSSA Novice Badminton Results**

**Boys Singles**

Place	Name(s)	School	District	Points
1st	Candon O'Neill	SMC	SSM	5
2nd	Will Mackey	LSS	SUD	3
3rd	Rowyn St. Louis	FC	NDA	1
4th	Jake Gagan	JN	NS	0
5th	Isaac Jeanveau	BAC	SUD	0
5th	Noah Thorpe	MSS	NS	0

**Girls Singles**

Place	Name(s)	School	District	Points
1st	Jihae Choi	CSS	NDA	5
2nd	Niyati Patel	KOR	SSM	3
3rd	Bailey Raymond	SC	SUD	1
4th	Aspen Debassige	MSS	NS	0
5th	Marissa Laforge	FC	NDA	0
5th	Kaitlyn Attwell	SMC	SSM	0

**Boys Doubles**

Place	Name(s)		School	District	Points
1st	Theo Lefebvre	Elliott McDonald	CND	SUD	5
2nd	Ryan Noel	Caleb Ross	HOR	SUD	3
3rd	Matteo DiGenova	Josh Stevenson	ELSS	NS	1
4th	Tyler Neveau	Rylan Fellingier	KOR	SSM	0
5th	Vedant Ughadpaya	Anthony Niro	SMC	SSM	0
5th	Braiden Paul	Noah Grenier	REN	NS	0

**Girls Doubles**

Place	Name(s)		School	District	Points
1st	Emily Bateman	Paige Gardner	KOR	SSM	5
2nd	Danyka Roberts	Emily Tremblay	FC	NDA	3
3rd	Jaeden Rimmer	Addisyn Tremblay	KOR	SSM	1
4th	Gabrielle Luoma	Sophie Boucher	CND	SUD	0
5th	Cristina Lafrate	Morgan Irwin	SJSH	NDA	0
5th	Rheanna Crepeault	Addison Parise	CND	SUD	0

**Mixed Doubles**

Place	Name(s)		School	District	Points
1st	Brayden Bertrand	Audrey Dupuis	SC	SUD	5
2nd	Yanic Venne	Danika Tremblay	ESMC	SUD	3
3rd	Tessa Merryless	Cash Duschene-Milne	MSS	NS	1
4th	Ashley Christensen	Divine Love	SH	SSM	0
5th	Rhianna Huron	Drew Edwards	WCE	NS	0
5th	Isabelle Berube	Mathieu Berube	ESCA	NDA	0

**NOSSA Junior Badminton Results**

**Boys Singles**

Place	Name(s)	School	District	Points
1st	Shyam Pradeepan	CSS	NDA	5
2nd	Danny Guzzo	SMC	SSM	3
3rd	Jeffrey Taylor	WF	NDA	1
4th	Caleb Lalonde	CHP	SUD	0
5th	Andrew Vair	SH	SSM	0
5th	TJ Green	MSS	NS	0

**Girls Singles**

Place	Name(s)	School	District	Points
1st	Annie Balfe	MSS	NS	5
2nd	Leslie South	FJM	NDA	3
3rd	Isabelle Jonas	SC	SUD	1
4th	Alexis Olar	KOR	SSM	0
5th	Chloe Beaulieu	HOR	SUD	0
5th	Aliya Caseres	SMC	SSM	0

**Boys Doubles**

Place	Name(s)		School	District	Points
1st	Jessie Lefebvre	Mathieu Turgeon	FC	NDA	5
2nd	Nathaniel Couture	Nolan Kuhlberg	LEP	SUD	3
3rd	Anthony Bertrand	Julien Joboin	BAC	SUD	1
4th	Ethan Wootton	Kurtis Bondar	SH	SSM	0
5th	Atom Thususka	Liam Binks	LCS	SUD	0
5th	Matthew Njari	Matti Tucker	SMC	SSM	0

**Girls Doubles**

Place	Name(s)		School	District	Points
1st	Alecia Attwell	Cassie Grenier	SMC	SSM	5
2nd	Chloee Beaulieu	Ashley Turcotte	RDF	SUD	3
3rd	Abby Managhan	Kate Rolston	LCS	SUD	1
4th	Delaney Elliott	Hailee Gill	KOR	SSM	0
5th	Emilie-Ann Ingram	Bianka Pellerin	FC	NDA	0
5th	Gaelle Hevey	Andrea Larocque	ESPNO	NDA	0

**Mixed Doubles**

Place	Name(s)		School	District	Points
1st	Eli Lock	Mackenzie Green	MSS	NS	5
2nd	Noah Webster	Lauren Hards	SJSH	NDA	3
3rd	Nate Carter	Elizabeth Gavey	SMC	SSM	1
4th	Jeffrey Chen	Sara Boston	KOR	SSM	0
5th	Alexandre Gauvreau	Stephani Cauchy	FC	NDA	0
5th	Ahmed Mohammed	Mira Toffoli	LEP	SUD	0

**NOSSA Senior Badminton Results**

**Boys Singles**

Place	Name(s)	School	District	Points
1st	Zakari Dufresne-Nappert	SJSH	NDA	5
2nd	Cole Lejambe	EB	NDA	3
3rd	Matteo Rocca	LEP	SUD	1
4th	Jeremie Lemieux	CND	SUD	0
5th	Logan Nadeau	EHS	NS	0
5th	Austin Schwarz Montgom	KOR	SSM	0

**Girls Singles**

Place	Name(s)	School	District	Points
1st	Gillian Obradovich	LCS	SUD	5
2nd	Eryn Long	ESPNO	NDA	3
3rd	Ashlyn Noble	SMC	SSM	1
4th	Madalyn Clement	KOR	SSM	0
5th	Melina Dumaouchel	ESCA	NDA	0
5th	Clara Dissanayake	LEP	SUD	0

**Boys Doubles**

Place	Name(s)		School	District	Points
1st	Eigen Conejos	Ryan O'Donnell	CSS	NDA	5
2nd	Matthew Marsh	Ty Turcotte	FJM	NDA	3
3rd	Brian Fink	Jacob Lamothe	ESMC	SUD	1
4th	Darshan Kasundra	Dylan Garson	KOR	SSM	0
5th	Oscar Kunkar	Alex Chartier	SCC	SUD	0
5th	Freeman Sayo	Carter Gallivan	SH	SSM	0

**Girls Doubles**

Place	Name(s)		School	District	Points
1st	Victoria Gadomski	Kaitlyn Bertrand	CSS	NDA	5
2nd	Victoria Charbonneau	Gabrielle Dufresne-Nap	ESCA	NDA	3
3rd	Taya Venneri	Ellie McKenzie	KOR	SSM	1
4th	Amanda Symington	Molly Lafantaisie	LEP	SUD	0
5th	Mikayla Tremblay	Chelsea Kennedy	KOR	SSM	0
5th	Madison Huntington	Erin Coles	LEP	SUD	0

**Mixed Doubles**

Place	Name(s)		School	District	Points
1st	Blake Rosener	Farrah Farstad	SCC	SUD	5
2nd	Zander Lauzon	Ella Kissner	ESMC	SUD	3
3rd	Jackson Boal	Sam Taylor	CSS	NDA	1
4th	Lance Boucher	Mia Jones	ESCA	NDA	0
5th	Andrew Brinesse	Kyra Carriere	SMC	SSM	0
5th	Micah Byman	Kaitlyn Parker	CASS	NS	0

**NOSSA BADMINTON 2022 - FINAL TEAM RESULTS**

School	Code	NBS	NGS	NBD	NGD	NXD	Total	JBS	JGS	JBD	JGD	JXD	Total	SBS	SGS	SBD	SGD	SXD	Total	AGG	District
Chelmsford Valley District Composite School	CVDCS	0	0	0	0	0	0	0	0	0	0	0	0	0	0	0	0	0	0	0	SUD
College Notre Dame	CND	0	0	5	0	0	5	0	0	0	0	0	0	0	0	0	0	0	0	5	SUD
Confederation Secondary School	CON	0	0	0	0	0	0	0	0	0	0	0	0	0	0	0	0	0	0	0	SUD
Ecole Secondaire Hanmer	HAN	0	0	0	0	0	0	0	0	0	0	0	0	0	0	0	0	0	0	0	SUD
Ecole Secondaire Catholique l'Horizon	HOR	0	0	3	0	0	3	0	0	0	0	0	0	0	0	0	0	0	0	3	SUD
Lasalle Secondary School	LSS	3	0	0	0	0	3	0	0	0	0	0	0	0	0	0	0	0	0	3	SUD
Lockerby Composite School	LCS	0	0	0	0	0	0	0	0	0	1	0	1	0	5	0	0	0	5	6	SUD
Lo-Ellen Park Secondary School	LEP	0	0	0	0	0	0	0	0	3	0	0	3	1	0	0	0	0	1	4	SUD
Marymount Academy	MMA	0	0	0	0	0	0	0	0	0	0	0	0	0	0	0	0	0	0	0	SUD
Ecole Secondaire Macdonald Cartier	ESMC	0	0	0	0	3	3	0	0	0	0	0	0	0	0	1	0	3	4	7	SUD
Riviere Des Francais	RDF	0	0	0	0	0	0	0	0	0	3	0	3	0	0	0	0	0	0	3	SUD
Sudbury Secondary School	SSS	0	0	0	0	0	0	0	0	0	0	0	0	0	0	0	0	0	0	0	SUD
Sacre Coeur	SC	0	1	0	0	5	6	0	1	0	0	0	1	0	0	0	0	0	0	7	SUD
St. Charles College	SCC	0	0	0	0	0	0	0	0	0	0	0	0	0	0	0	5	5	5	5	SUD
St. Benedict	SB	0	0	0	0	0	0	0	0	0	0	0	0	0	0	0	0	0	0	0	SUD
Central Algoma Secondary School	CASS	0	0	0	0	0	0	0	0	0	0	0	0	0	0	0	0	0	0	0	NS
W.C. Eaket	WCE	0	0	0	0	0	0	0	0	0	0	0	0	0	0	0	0	0	0	0	NS
Juennese Nord	JN	0	0	0	0	0	0	0	0	0	0	0	0	0	0	0	0	0	0	0	NS
Elliot Lake Secondary School	ELSS	0	0	1	0	0	1	0	0	0	0	0	0	0	0	0	0	0	0	1	NS
Espanola High School	EHS	0	0	0	0	0	0	0	0	0	0	0	0	0	0	0	0	0	0	0	NS
La Renaissance	REN	0	0	0	0	0	0	0	0	0	0	0	0	0	0	0	0	0	0	0	NS
Woodinville High School	WHS	0	0	0	0	0	0	0	0	0	0	0	0	0	0	0	0	0	0	0	NS
Villa Francaise des Jeunes	VFJ	0	0	0	0	0	0	0	0	0	0	0	0	0	0	0	0	0	0	0	NS
Manitoulin Secondary School	MSS	0	0	0	0	1	1	0	5	0	0	5	10	0	0	0	0	0	0	11	NS
Widdifield Secondary School	WSS	0	0	0	0	0	0	0	0	0	0	0	0	0	0	0	0	0	0	0	NDA
Chippewa Secondary School	CSS	0	5	0	0	0	5	5	0	0	0	0	5	0	0	5	5	1	11	21	NDA
West Ferris Secondary School	WF	0	0	0	0	0	0	1	0	0	0	0	1	0	0	0	0	0	0	1	NDA
FJ McElligott Secondary School	FJM	0	0	0	0	0	0	0	3	0	0	0	3	0	0	3	0	0	3	6	NDA
Northern Secondary School	NSS	0	0	0	0	0	0	0	0	0	0	0	0	0	0	0	0	0	0	0	NDA
Ecole Secondaire Catholique Elisabeth-Bruyere	EB	0	0	0	0	0	0	0	0	0	0	0	0	3	0	0	0	0	3	3	NDA
Ecole Secondaire Catholique Algonquin	ESCA	0	0	0	0	0	0	0	0	0	0	0	0	0	0	0	3	0	3	3	NDA
Ecole Secondaire Catholique Franco-Cite	FC	1	0	0	3	0	4	0	0	5	0	0	5	0	0	0	0	0	0	9	NDA
Ecole Secondaire Publique l'Odysee	ODY	0	0	0	0	0	0	0	0	0	0	0	0	0	0	0	0	0	0	0	NDA
Ecole Secondaire Publique Nipissing Ouest	ESPNO	0	0	0	0	0	0	0	0	0	0	0	0	0	3	0	0	0	3	3	NDA
St. Joseph-Scollard Hall CSS	SJSH	0	0	0	0	0	0	0	0	0	0	3	3	5	0	0	0	0	5	8	NDA
Korah CVS	KOR	0	3	0	6	0	9	0	0	0	0	0	0	0	0	0	1	0	1	10	SSM
Notre Dame du Sault	ND	0	0	0	0	0	0	0	0	0	0	0	0	0	0	0	0	0	0	0	SSM
White Pines	WP	0	0	0	0	0	0	0	0	0	0	0	0	0	0	0	0	0	0	0	SSM
Superior Heights	SH	0	0	0	0	0	0	0	0	0	0	0	0	0	0	0	0	0	0	0	SSM
St. Mary's College	SMC	5	0	0	0	0	5	3	0	0	5	1	9	0	1	0	0	0	1	15	SSM
St. Basil	STB	0	0	0	0	0	0	0	0	0	0	0	0	0	0	0	0	0	0	0	SSM

**Novice Team Champions:** Korah CVS

**Junior Team Champions:** Manitoulin Secondary School

**Senior Team Champions:** Chippewa Secondary School

**Combined Team Champions:** Chippewa Secondary School

**Overall District Winner:** Nipissing District

District	Code	NBS	NGS	NBD	NGD	NXD	Total	JBS	JGS	JBD	JGD	JXD	Total	SBS	SGS	SBD	SGD	SXD	Total	Total
Sudbury	SUD	3	1	8	0	8	20	0	1	4	4	0	9	1	5	1	0	8	15	44
North Shore	NS	0	0	1	0	1	2	0	5	0	0	5	10	0	0	0	0	0	0	12
Nipissing District	NDA	1	5	0	3	0	9	6	3	5	0	3	17	8	3	8	8	1	28	54
Sault Saint Marie	SSM	5	3	0	6	0	14	3	0	0	5	1	9	0	1	0	1	0	2	25

NORTHERN ONTARIO SECONDARY SCHOOLS' ATHLETICS  
**20<sup>22</sup>-<sup>23</sup> SPORT COMMITTEE FINANCIAL STATEMENT**

SPORT Badminton BOYS ☒ GIRLS ☒ COED ☒  
 CONVENER Troy Brushett - St Benedict CSS MID ☒ JR ☒ SR ☒ OPEN ☐

SPORT COMMITTEE INCOME			
#	Item or Description	Budget Est.	Actual Cost
1	Entry Fees		\$1,860.00
2	Gate Proceeds		
3	Medals Returned - Refund		
4	Other (specify)		
<b>TOTAL INCOME</b>		<b>\$0.00</b>	<b>\$1,860.00</b>

SPORT COMMITTEE COSTS			
#	Item or Description	Budget Est.	Actual Cost
1	Officials		
2	Officials' Travel and Per Diem Expenses		
3	Minor Officials		
4	Facility Costs		
5	Awards - Medallions		-\$176.00
6	Awards - Banners		-\$33.00
7	Office Supplies and Expenses		
8	Other (please list)		
	Birdies		-\$117.36
	Volunteer/coach food		-\$1,177.84
<b>TOTAL COSTS</b>		<b>\$0.00</b>	<b>-\$1,504.20</b>
<b>NET COSTS (Total Costs - Total Income)</b>		<b>\$0.00</b>	<b>\$355.80</b>

**\*\*COSTS HAVE TO BE ENTERED AS NEGATIVE VALUES IN ORDER FOR NET COST CALCULATION TO WORK**

**NOTE:** Submit this form to your District Secretary in time for the NOSSA AGM in April along with your report

NORTHERN ONTARIO SECONDARY SCHOOLS' ATHLETICS  
**2022-   SPORT COMMITTEE FINANCIAL STATEMENT**

SPORT Baseball BOYS ☒ GIRLS ☐ COED ☐  
 CONVENER Jean-Gilles Larocque, Bishop Carter CSS MID ☐ JR ☐ SR ☐ OPEN ☒

SPORT COMMITTEE INCOME			
#	Item or Description	Budget Est.	Actual Cost
1	Entry Fees		\$910.00
2	Gate Proceeds		
3	Medals Returned - Refund		
4	Other (specify)		
TOTAL INCOME		\$0.00	\$910.00

SPORT COMMITTEE COSTS			
#	Item or Description	Budget Est.	Actual Cost
1	Officials		-\$870.00
2	Officials' Travel and Per Diem Expenses		
3	Minor Officials		
4	Facility Costs		
5	Awards - Medallions (unit cost \$3)		
6	Awards - Banners (unit cost \$35)		-\$40.00
7	Office Supplies and Expenses		
8	Other (please list)		
TOTAL COSTS		\$0.00	-\$910.00
NET COSTS (Total Costs - Total Income)		\$0.00	\$0.00

Congratulations to 2022 NOSSA Champs St Charles College

No major issues or concerns to report.



# NOSSA B Boys' Basketball 2023 Championship

**Host :** École secondaire Hanmer

**Convenor :** Anne Blanchette /Joey Bélanger - École secondaire Hanmer

**Date :** Friday, February 24th, 2023

**Fee :** \$275 (payable to SDSSAA) (SDSSAA schools will be charged back)

## Schools

SDSSAA 1 (Sudbury) - École secondaire Sacré-Coeur

SDSSAA 2 (Sudbury) - École secondaire Hanmer

NDA 1 (North Bay) - ESPNO/NSS

NDA 2 (North Bay) - Mattawa

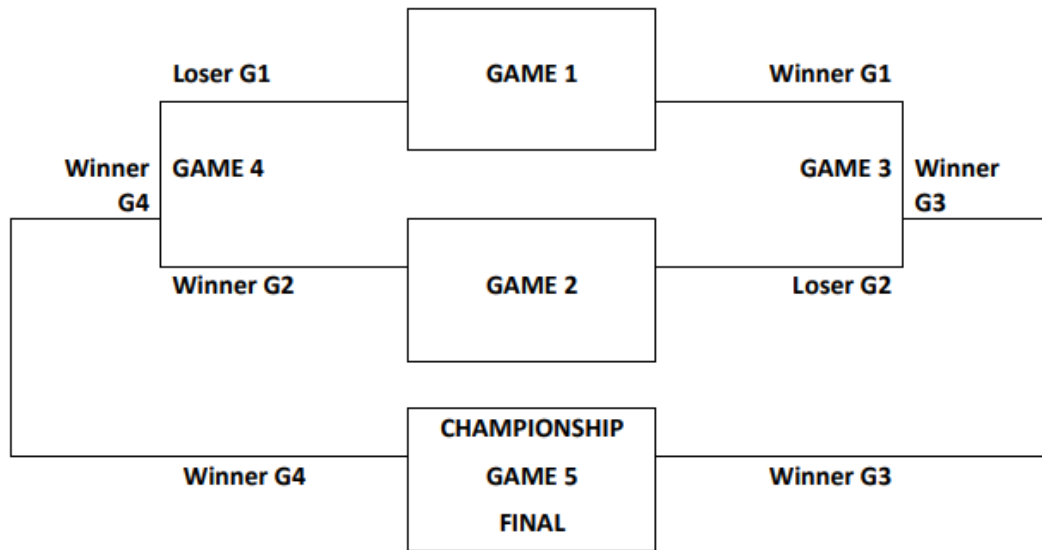
## Schedule

Congratulations to École secondaire Hanmer, coached by Jacob Gauthier and Denis Lessard, who are the 2023 NOSSA B Boys' Basketball champs!

Game #	Time	Teams
1	8:30 am	SAC (17) vs Hanmer (68)
2	10 am	ESPNO/NSS (40) vs Mattawa (55)
3 Winner G1 vs Loser G2	12 pm	Hanmer (89) vs ESPNO/NSS (33)
4 Loser G1 vs Winner G2	2:00 pm	SAC (42) vs Mattawa (62)
5 Winner G3 vs Winner G4	4:00 pm	<b>Championship</b> Hanmer (70) vs Mattawa (36)



## Results



### **Problems/Concerns :**

N/A

### **Recommendations for next year :**

- A NOSSA B section be added to the constitution

### **Financial Statement :**

See attached

## Budget - NOSSA B Boys' Basketball - Feb 24th, 2023

Income	Projected	Actual
Entry Fees (\$275)	1,100	1,100
<b>Total</b>		1,100

Expenses	Projected	Actual
Officials (\$120/game for 2 refs)	600	640
Officials travel fees	50	50
Minor Officials		
Food for volunteers	150	194.15
New Game ball (Molten 7)	100	103
Medals (15 and 15) @ 4.50	135	135
Banner	40	40
<b>Total</b>		1,162.15
	Balance	-62.15

NORTHERN ONTARIO SECONDARY SCHOOLS' ATHLETICS  
**2022 - 23 SPORT COMMITTEE FINANCIAL STATEMENT**

SPORT Boys A Basketball BOYS ☐ GIRLS ☐ COED ☐  
 CONVENER Sam Levac NOV ☐ JR ☐ SR ☒ OPEN ☐

SPORT COMMITTEE INCOME			
#	Item or Description	Budget Est.	Actual Cost
1	Entry Fees		\$2,000.00
2	Gate Proceeds		
3	Medals Returned - Refund		
4	Other (specify)		
TOTAL INCOME		\$0.00	\$2,000.00

SPORT COMMITTEE COSTS			
#	Item or Description	Budget Est.	Actual Cost
1	Officials		-\$1,010.00
2	Officials' Travel and Per Diem Expenses		
3	Minor Officials		-\$400.00
4	Facility Costs		
5	Awards - Medallions (unit cost \$4.50)		-\$270.00
6	Awards - Banners (unit cost \$40)		-\$80.00
7	Office Supplies and Expenses		
8	Other (please list) scorers meals		-\$200.00
TOTAL COSTS		\$0.00	-\$1,960.00
NET COSTS (Total Costs - Total Income)		\$40.00	\$40.00

**\*\*COSTS HAVE TO BE ENTERED AS NEGATIVE VALUES IN ORDER FOR NET COST CALCULATION TO WORK**

**NOTE:** Submit this form to your District Secretary in time for the NOSSA AGM in April along with your report

**Convenor:** Jeff Giovanatti/Dave Zagordo

**Location(s):** St. Mary's College and White Pines

**Date:** February 24/25<sup>th</sup> 2023

**Junior Participants:**

Korah, St. Joe Scollard Hall, Lasalle, St. Mary's, Lo-Ellen, Algonquin

**Results:**

Junior Championship: Lo-Ellen 52 Korah 40

NOSSA Junior Boys Championship Player of the Game -- Hunter Lalonde (Lo-Ellen)

**Senior Participants:**

St. Mary's, Chippewa, Lasalle, Superior Heights, Lo-Ellen, St. Joe Scollard Hall

**Results:**

The St. Mary's Knights senior boys basketball team won the NOSSA championship after a thrilling 47-45 win over the Lo-Ellen Park Knights .

High scorers: Reese Martin 18, Jaiden Trudeau 12

NOSSA Senior Boy's Championship Player of the game: Jaiden Trudeau (St. Mary's)

Lo-Ellen will represent NOSSA at the AAA level at OFSAA

St. Mary's will represent NOSSA at the AA level at OFSAA

Congrats to all teams, it was a great weekend of basketball.

**Problems/Issues/Concerns:**

An incident arose where a player was ejected from the game (unsportsmanlike Technical Fouls), and a decision had to be made whether or not he was permitted to participate in the next game (Championship). Currently NOSSA does not have policy around this. Locally (in Sault Ste. Marie), if a player or coach is ejected from a game, they will sit the next game. Maybe, with the escalating type of play combined with coaches who tend to be more vocal/assertive, something needs to be looked at to discourage aggressive type/unsportsmanlike behavior.

Thank you to all stakeholders who helped make the weekend very successful and permitted the kids to participate in a great NOSSA championship tournament.

Jeff Giovanatti

NORTHERN ONTARIO SECONDARY SCHOOLS' ATHLETICS  
**202 - 3 SPORT COMMITTEE FINANCIAL STATEMENT**

SPORT Basketball BOYS ☒ GIRLS ☐ COED ☐  
 CONVENER Jeff Giovanatti/Dave Zagordo NOV ☐ JR ☒ SR ☒ OPEN ☐

SPORT COMMITTEE INCOME			
#	Item or Description	Budget Est.	Actual Cost
1	Entry Fees	\$350.00	\$4,200.00
2	Gate Proceeds	\$500.00	\$617.00
3	Medals Returned - Refund		\$0.00
4	Other (specify)		\$0.00
<b>TOTAL INCOME</b>		<b>\$850.00</b>	<b>\$4,817.00</b>

SPORT COMMITTEE COSTS			
#	Item or Description	Budget Est.	Actual Cost
1	Officials	\$2,520.00	-\$2,520.00
2	Officials' Travel and Per Diem Expenses	\$250.00	\$0.00
3	Minor Officials	\$1,080.00	-\$1,080.00
4	Facility Costs	\$200.00	-\$100.00
5	Awards - Medallions (unit cost \$4.50)	\$500.00	-\$350.00
6	Awards - Banners (unit cost \$40)	\$40.00	-\$40.00
7	Office Supplies and Expenses	\$100.00	-\$100.00
8	Other (please list) food for minor officials/volunteers		-\$200.00
	Awards Jr/Sr Player of Game		-\$100.00
	Security		-\$250.00
<b>TOTAL COSTS</b>		<b>\$5,540.00</b>	<b>-\$4,740.00</b>
<b>NET COSTS (Total Costs - Total Income)</b>		<b>\$77.00</b>	<b>\$77.00</b>

**\*\*COSTS HAVE TO BE ENTERED AS NEGATIVE VALUES IN ORDER FOR NET COST CALCULATION TO WORK**

**NOTE:** Submit this form to your District Secretary in time for the NOSSA AGM in April along with your report

NORTHERN ONTARIO SECONDARY SCHOOLS' ATHLETICS  
**2022 - 23 SPORT COMMITTEE FINANCIAL STATEMENT**

SPORT Girls A Basketball

BOYS ☐ GIRLS ☐ COED ☐

CONVENER Sean Madigan

NOV ☐ JR ☐ SR ☐ OPEN ☐

SPORT COMMITTEE INCOME			
#	Item or Description	Budget Est.	Actual Cost
1	Entry Fees		\$2,000.00
2	Gate Proceeds		
3	Medals Returned - Refund		
4	Other (specify)		
TOTAL INCOME		\$0.00	\$2,000.00

SPORT COMMITTEE COSTS			
#	Item or Description	Budget Est.	Actual Cost
1	Officials		-\$1,010.00
2	Officials' Travel and Per Diem Expenses		
3	Minor Officials		-\$400.00
4	Facility Costs		
5	Awards - Medallions (unit cost \$4.50)		-\$270.00
6	Awards - Banners (unit cost \$40)		-\$80.00
7	Office Supplies and Expenses		
8	Other (please list) scorers meals		-\$200.00
TOTAL COSTS		\$0.00	-\$1,960.00
NET COSTS (Total Costs - Total Income)		\$40.00	\$40.00

**\*\*COSTS HAVE TO BE ENTERED AS NEGATIVE VALUES IN ORDER FOR NET COST CALCULATION TO WORK**

**NOTE:** Submit this form to your District Secretary in time for the NOSSA AGM in April along with your report

NORTHERN ONTARIO SECONDARY SCHOOLS' ATHLETICS  
**2022 - 23 SPORT COMMITTEE FINANCIAL STATEMENT**

SPORT AA/AAA Basketball BOYS ☐ GIRLS ☒ COED ☐  
 CONVENER Dave Zagordo NOV ☐ JR ☒ SR ☒ OPEN ☐

SPORT COMMITTEE INCOME			
#	Item or Description	Budget Est.	Actual Cost
1	Entry Fees		\$3,600.00
2	Gate Proceeds		\$300.00
3	Medals Returned - Refund		
4	Other (specify)		
	<b>TOTAL INCOME</b>	<b>\$0.00</b>	<b>\$3,900.00</b>

SPORT COMMITTEE COSTS			
#	Item or Description	Budget Est.	Actual Cost
1	Officials		-\$2,160.00
2	Officials' Travel and Per Diem Expenses		
3	Minor Officials		-\$810.00
4	Facility Costs		
5	Awards - Medallions (unit cost \$4.50)		-\$360.00
6	Awards - Banners (unit cost \$40)		-\$80.00
7	Office Supplies and Expenses		-\$40.00
8	Other (please list)		-\$368.25
	Water, Snacks, Food for Officials		
	Pizza, Subs Lunch for Minor Officials		
	<b>TOTAL COSTS</b>	<b>\$0.00</b>	<b>-\$3,818.25</b>
	<b>NET COSTS (Total Costs - Total Income)</b>	<b>\$81.75</b>	<b>\$81.75</b>

**\*\*COSTS HAVE TO BE ENTERED AS NEGATIVE VALUES IN ORDER FOR NET COST CALCULATION TO WORK**

**NOTE:** Submit this form to your District Secretary in time for the NOSSA AGM in April along with your report



NORTHERN ONTARIO SECONDARY SCHOOLS' ATHLETICS  
**2022 - 23 SPORT COMMITTEE FINANCIAL STATEMENT**

SPORT Basketball BOYS ☐ GIRLS ☒ COED ☐  
 CONVENER Kareena Lindsay NOV ☐ JR ☐ SR ☐ OPEN ☒

SPORT COMMITTEE INCOME			
#	Item or Description	Budget Est.	Actual Cost
1	Entry Fees	\$1,062.00	\$1,062.00
2	Gate Proceeds		
3	Medals Returned - Refund		
4	Other (specify)		
	<b>TOTAL INCOME</b>	<b>\$1,062.00</b>	<b>\$1,062.00</b>

SPORT COMMITTEE COSTS			
#	Item or Description	Budget Est.	Actual Cost
1	Officials	\$505.00	-\$404.00
2	Officials' Travel and Per Diem Expenses	\$132.00	-\$132.00
3	Minor Officials	\$150.00	-\$200.00
4	Facility Costs		
5	Awards - Medallions (unit cost \$4.50)	\$135.00	-\$135.00
6	Awards - Banners (unit cost \$40)	\$40.00	-\$40.00
7	Office Supplies and Expenses	\$100.00	-\$150.00
8	Other (please list)		
	<b>TOTAL COSTS</b>	<b>\$2,124.00</b>	<b>-\$1,061.00</b>
	<b>NET COSTS (Total Costs - Total Income)</b>	<b>\$1.00</b>	<b>\$1.00</b>

**\*\*COSTS HAVE TO BE ENTERED AS NEGATIVE VALUES IN ORDER FOR NET COST CALCULATION TO WORK**

**NOTE:** Submit this form to your District Secretary in time for the NOSSA AGM in April along with your report

## **2022 NOSSA Cross Country Convener's Report**

**Date:** October 26

**Location:** North Bay Ontario – Pinewood Park Golf Course

**Convener:** Ryan Travers (St. Joseph-Scollard Hall)

**Entries:** 417 total entries. Due to scratches there were fewer finishers as evidenced by the results.

### **Results:**

Full results can be found on the NOSSA Website. Overall Team champions were:

NG – Lo-Ellen

NB – Lockerby

JG – Lo-Ellen

JB – Lo-Ellen

SG - Manitoulin

SB - Lo-Ellen

Boys Aggregate – Lo-Ellen

Girls Aggregate – Lo-Ellen

Overall Aggregate - Lo-Ellen

### **Issues encountered this year:**

Overall the day ran smoothly thanks to having Chip Time results doing the timing. There were a few things that came up:

1. Two schools, one fairly large team, did not meet the registration deadline and did not have any entries for NOSSA the day of the race when they showed up. Thankfully Chip Time results were able to accommodate but only because there were scratches from other teams. If athletes had not scratched, Chip Time, despite having brought 20 extra timing chips/bibs would not have had enough extras to accommodate all of the late entries.
2. During one race (junior Girls) the lead biker did the order of the loops incorrectly. The race package indicated that athletes were to complete the 2k loop then the 3 k loop. Our biker misunderstood and did the 3 k loop first. The Marshall at this corner caught it right away and all athletes followed the biker so there were no issues. All athletes in this race completed the 5 K distance in the same order as the others. A couple of athletes who had pre-run the course did run about 20 meters on the original correct loop but the marshal was able to get them to make the adjustment right away (he called to them right away but they ended up a few meters down trail). No coaches reported that it had impacted the results in any way.
3. The last issue was more administrative. The constitution calls for first place teams to get medals and 2<sup>nd</sup> and 3<sup>rd</sup> place teams to get ribbons. In the box of awards delivered there were no second place ribbons for teams so we handed out medals to the team members instead as we felt that students needed to be awarded something for their achievement. NOSSA XC reimbursed NOSSA for the cost of the medals.

### ***Recommendations***

One recommendation that I have is to make sure that all teams have their entries in by the deadline. I also recommend that next year's convener ask the timing company, whoever it is, to bring more than a few extra chips/bibs in case we have another situation like this year. In the end it was resolved and all athletes got to run which was the main thing.

A couple of schools paid for fees with cash, small schools with small numbers of athletes. We had no change for these coaches as we do not have cash at our school for any reason. They said it was alright and they understood but we had no way to reimburse them. This is why the total amount collected is a little higher than what the actual amount was. (\$5421.00 vs. \$5449.00).

### ***New This year:***

This year we tried live-streaming the event so that parents/grandparents etc... could watch the races. This was met with a great deal of positive comments. We even had someone interviewing the individual race winners and commenting throughout the race. If schools have this ability, it is a great addition. We were lucky that we had a connection with our local community college and one of our staff who were able to make it work.

### ***Budget notes***

It is difficult to set a per/athlete fee without knowing the actual number of athletes in advance. Based on the last few years it ranged anywhere from high 300's to mid-400. We worked with a number around 400. Since team sizes vary from year to year this was the most challenging piece. In the end we erred a little on the safe side and this resulted with us having a small surplus at the end of the day (\$188.52). Based on estimated costs we charged \$13 per athlete. Actual cost came out to \$12.61 per.

***Official Costs include:*** Chip Time results (including rooming for their staff), trackdatabase fee, printable stopwatch for back-up system , on-site first Aid

***Facilities:*** Includes venue rental plus portable toilets.

***Awards:*** Includes the extra medals we used in lieu of the missing ribbons.

### ***Final Thanks***

As anyone who has done this knows, this is a big task with lots of moving pieces. I want to thank publicly the coaches and staff from SJSH and all of the other coaches in the NDA who helped and volunteered their time. This was a team effort and it turned out to be a great event (It didn't hurt that it was about 20 degrees and sunny for most of the day). I also want to thank Dave Makela who was very helpful any time I had NOSSA related questions.

NORTHERN ONTARIO SECONDARY SCHOOLS' ATHLETICS  
**20<sup>22</sup> - 23 SPORT COMMITTEE FINANCIAL STATEMENT**

SPORT Cross-Country Running BOYS ☐ GIRLS ☐ COED ☒  
 CONVENER Ryan Travers - SJSH NOV ☒ JR ☒ SR ☒ OPEN ☐

SPORT COMMITTEE INCOME			
#	Item or Description	Budget Est.	Actual Cost
1	Entry Fees	\$5,200.00	\$5,449.00
2	Gate Proceeds	\$0.00	\$0.00
3	Medals Returned - Refund	\$0.00	\$0.00
4	Other (specify)	\$0.00	\$0.00
	<b>TOTAL INCOME</b>	<b>\$5,200.00</b>	<b>\$5,449.00</b>

SPORT COMMITTEE COSTS			
#	Item or Description	Budget Est.	Actual Cost
1	Officials	-\$3,200.00	-\$3,449.63
2	Officials' Travel and Per Diem Expenses	\$0.00	\$0.00
3	Minor Officials		
4	Facility Costs	-\$700.00	-\$782.50
5	Awards - Medallions (unit cost \$4.50)	-\$393.00	-\$528.00
6	Awards - Banners (unit cost \$40)		
7	Office Supplies and Expenses		
8	Other (please list)	-\$600.00	-\$500.35
	Food for volunteers, coffee and muffins for coaches, flagging tape, signage, stakes,		
	plastic covers for signs, markers, pen, bristol board, receipt books, marking paint etc.		
	<b>TOTAL COSTS</b>	<b>\$307.00</b>	<b>-\$5,260.48</b>
	<b>NET COSTS (Total Costs - Total Income)</b>	<b>\$188.52</b>	<b>\$188.52</b>

**\*\*COSTS HAVE TO BE ENTERED AS NEGATIVE VALUES IN ORDER FOR NET COST CALCULATION TO WORK**

**NOTE:** Submit this form to your District Secretary in time for the NOSSA AGM in April along with your report

## **NOSSA Curling Convenors Report**

**Thessalon, ON**

**February 23-23, 2023**

Event held at the Thessalon Curling Club

1. Champions:
  - a. Boys – 1<sup>st</sup> – White Pines
  - b. Boys 2<sup>nd</sup> – Korah
  - c. Girls – 1<sup>st</sup> – College Notre Dame
  - d. Girls – 2<sup>nd</sup> – Korah
2. Boys Coach – Steve Acorn      Girls Coach – Joey Dimaio/Luc Ouimete
3. Problems
  - a. Multiple teams faced issues with starting 4 on the ice. All teams had enough players the first day, but a couple teams lost 1-2 curlers to a board-sponsored trip. The CCA allows for teams to curl start and compete with 3 eligible curlers. Motions have been put forward regarding this issue.
4. Overall it was a smooth event. Banquet was provided by Copper Bean Café and was well received.

NORTHERN ONTARIO SECONDARY SCHOOLS' ATHLETICS  
**2022 - 23 SPORT COMMITTEE FINANCIAL STATEMENT**

SPORT Curling BOYS ☐ GIRLS ☐ COED ☒  
 CONVENER Nigel Good - CASS NOV ☐ JR ☐ SR ☐ OPEN ☒

SPORT COMMITTEE INCOME			
#	Item or Description	Budget Est.	Actual Cost
1	Entry Fees	\$2,800.00	\$2,800.00
2	Gate Proceeds		
3	Medals Returned - Refund		
4	Other (specify) <b>extra banquet tickets</b>		\$475.00
	<b>TOTAL INCOME</b>	<b>\$2,800.00</b>	<b>\$3,275.00</b>

SPORT COMMITTEE COSTS			
#	Item or Description	Budget Est.	Actual Cost
1	Officials		
2	Officials' Travel and Per Diem Expenses	-\$200.00	-\$221.00
3	Minor Officials		
4	Facility Costs		
5	Awards - Medallions (unit cost \$4.50)	-\$108.00	-\$108.00
6	Awards - Banners (unit cost \$40)	-\$80.00	-\$80.00
7	Office Supplies and Expenses		
8	Other (please list) <b>Banquet</b>	-\$2,750.00	-\$2,882.35
	<b>TOTAL COSTS</b>	<b>-\$338.00</b>	<b>-\$3,291.35</b>
	<b>NET COSTS (Total Costs - Total Income)</b>	<b>-\$16.35</b>	<b>-\$16.35</b>

**\*\*COSTS HAVE TO BE ENTERED AS NEGATIVE VALUES IN ORDER FOR NET COST CALCULATION TO WORK**

**NOTE:** Submit this form to your District Secretary in time for the NOSSA AGM in April along with your report

NORTHERN ONTARIO SECONDARY SCHOOLS' ATHLETICS  
**2021-2022 SPORT COMMITTEE FINANCIAL STATEMENT**

SPORT Football BOYS ☒ GIRLS ☐ COED ☐  
 CONVENER Rob Zanatta - St Charles College NOV ☐ JR ☐ SR ☒ OPEN ☐

SPORT COMMITTEE INCOME			
#	Item or Description	Budget Est.	Actual Cost
1	Entry Fees		\$ 1,227.00
2	Gate Proceeds		
3	Medals Returned - Refund		
4	Other (specify)		
TOTAL INCOME		\$0.00	\$1,227.00

SPORT COMMITTEE COSTS			
#	Item or Description	Budget Est.	Actual Cost
1	Officials		-\$ 480.00
2	Officials' Travel and Per Diem Expenses		
3	Minor Officials		-\$ 175.00
4	Facility Costs		-\$ 88.50
5	Awards - Medallions (unit cost \$4.50)		
6	Awards - Banners (unit cost \$40)		
7	Office Supplies and Expenses		
8	Other (please list) <b>First aid</b>		-\$113.00
TOTAL COSTS		\$0.00	-\$856.50
NET COSTS (Total Costs - Total Income)		\$370.50	\$370.50

**\*\*COSTS HAVE TO BE ENTERED AS NEGATIVE VALUES IN ORDER FOR NET COST CALCULATION TO WORK**

**NOTE:** Submit this form to your District Secretary in time for the NOSSA AGM in April along with your report

## **NOSSA CONVENER'S REPORT**

\*PLEASE NOTE: FINAL REPORTS ARE NECESSARY IN ORDER TO UPDATE CHAMPIONSHIP RECORDS. REPORTS NOT AVAILABLE FOR THE ANNUAL MEETING WILL RESULT IN A \$25.00 LEVY, PAYABLE BY THE DISTRICT OF THE CONVENER.

**ATTACH SHEET(S) TO THIS FORM DETAILING THE FOLLOWING ITEMS:**

1. **(a) N.O.S.S.A. Senior Final Results Korah Collegiate 49 vs. Algonquin Barons 6**

**(b) N.O.S.S.A. Junior Final Results Korah Collegiate 48 vs. Lively Hawks 7**

**(b) Names of trophy winners – Korah Collegiate & Korah Collegiate**

2. Names of winning coaches. **Tom Annett (Senior) & Marco Bernabucci (Junior)**

3. Problems encountered this year – **NONE - The spectator policy was followed, and games were overlooked by administration and athletic directors in attendance.**

4. Recommendations for next year - **NONE**

5. Financial statement: **Attached**



NORTHERN ONTARIO SECONDARY SCHOOLS' ATHLETICS  
**202 - 2 SPORT COMMITTEE FINANCIAL STATEMENT**

SPORT JUNIOR FOOTBALL BOYS ☒ GIRLS ☐ COED ☐  
 CONVENER Marco Bernabucci NOV ☐ JR ☒ SR ☐ OPEN ☐

SPORT COMMITTEE INCOME			
#	Item or Description	Budget Est.	Actual Cost
1	Entry Fees	\$0.00	\$0.00
2	Gate Proceeds	\$795.00	\$795.00
3	Medals Returned - Refund	\$0.00	\$0.00
4	Other (specify)	\$0.00	\$0.00
	<b>TOTAL INCOME</b>	<b>\$795.00</b>	<b>\$795.00</b>

SPORT COMMITTEE COSTS			
#	Item or Description	Budget Est.	Actual Cost
1	Officials		-\$340.00
2	Officials' Travel and Per Diem Expenses		\$0.00
3	Minor Officials		-\$225.00
4	Facility Costs		-\$506.58
5	Awards - Medallions (unit cost \$4.50)		-\$450.00
6	Awards - Banners (unit cost \$40)		-\$40.00
7	Office Supplies and Expenses		\$0.00
8	Other (please list)		\$0.00
	<b>TOTAL COSTS</b>	<b>\$795.00</b>	<b>-\$1,561.58</b>
	<b>NET COSTS (Total Costs - Total Income)</b>	<b>-\$766.58</b>	<b>-\$766.58</b>

**\*\*COSTS HAVE TO BE ENTERED AS NEGATIVE VALUES IN ORDER FOR NET COST CALCULATION TO WORK**

**NOTE:** Submit this form to your District Secretary in time for the NOSSA AGM in April along with your report

NORTHERN ONTARIO SECONDARY SCHOOLS' ATHLETICS  
**2022-23 SPORT COMMITTEE FINANCIAL STATEMENT**

SPORT SENIOR FOOTBALL BOYS ☒ GIRLS ☐ COED ☐  
 CONVENER Marco Bernabucci NOV ☐ JR ☐ SR ☒ OPEN ☐

SPORT COMMITTEE INCOME				
#	Item or Description	Budget	Est.	Actual Cost
1	Entry Fees	\$0.00		\$0.00
2	Gate Proceeds	\$0.00		\$785.00
3	Medals Returned - Refund	\$0.00		\$0.00
4	Other (specify)	\$0.00		\$0.00
TOTAL INCOME		\$0.00		\$785.00

SPORT COMMITTEE COSTS				
#	Item or Description	Budget	Est.	Actual Cost
1	Officials			-\$340.00
2	Officials' Travel and Per Diem Expenses			\$0.00
3	Minor Officials			-\$225.00
4	Facility Costs			-\$506.58
5	Awards - Medallions (unit cost \$4.50)			-\$450.00
6	Awards - Banners (unit cost \$40)			-\$40.00
7	Office Supplies and Expenses			\$0.00
8	Other (please list)			\$0.00
TOTAL COSTS		\$0.00		-\$1,561.58
NET COSTS (Total Costs - Total Income)		-\$776.58		-\$776.58

**\*\*COSTS HAVE TO BE ENTERED AS NEGATIVE VALUES IN ORDER FOR NET COST CALCULATION TO WORK**

**NOTE:** Submit this form to your District Secretary in time for the NOSSA AGM in April along with your report

# NOSSA Report - Golf

## **A. Results**

### **NOSSA Boys**

Individual Champion – Ben Hickey (Sacre Coeur)

Team Champion – Lo-Ellen Park HS

### **NOSSA Girls**

Individual Champion – Lea Lemieux (Lockerby)

Team Champion – Sudbury District

## **B. Problems**

For the most part, the event was completed without any major problems. The following are areas of concern:

### **1. Payment from each region**

- a. Sudbury and North Bay paid for their regions with a single cheque but North Shore was not able to do that and provided individual payments for each school participating. Some schools did not bring payment at all and the convenor had to “chase” after the funds following the event. This is something that needs to be corrected for next year as payment is a big area of workload for the convenor and this would reduce that load significantly.

### **2. Pace of play for girls’ groups.**

- a. This was an issue raised in last year’s report so my hope is that a solution can be implemented for next year. See below for a suggestion.

### **3. Rules knowledge**

- a. Many players, including the top-level players were not sure of some important rules like playing a ball from “out of bounds” for example. Lack of knowledge of

these rules when competing at NOSSA is not acceptable and is a major contributor to slow play and makes it near impossible to have a fair contest. See below for a suggestion.

## **C. Recommendations**

1. **Payment** – The following is suggested to improve fee collection.
  - a. North Shore golf coaches need to meet with their school staffs to ensure they are prepared for this method of payment next year. Coaches should reach out to the other regions already doing this in Sudbury and Nipissing to learn the process. If needed, have school staffs communicate with each other.
2. **Pace of play for girls** – The following is suggested to improve pace of play.
  - a. During local NOSSA qualifiers, pace of play is to be monitored. Regardless of score, if a player is not able to keep a pace of 4.5 hours or less on a par 72 golf course, they will not be eligible for NOSSA
3. **Rules Knowledge** – The following is suggested to improve fair play
  - a. I suggest each school be required to demonstrate that they have reviewed and that their players understand the basic rules of golf. I suggest a rules presentation be prepared (I can offer to do that for next year) for the NOSSA region and the expectation is that all coaches review and confirm knowledge of the information within.
  - b. Coaches would need to sign off that they have reviewed the rules with their players and that players understand the consequences (disqualification) for not counting scores accurately.

NORTHERN ONTARIO SECONDARY SCHOOLS' ATHLETICS  
**202 -2- SPORT COMMITTEE FINANCIAL STATEMENT**

SPORT Golf BOYS ☐ GIRLS ☐ COED ☒  
 CONVENER Des Collins NOV ☒ JR ☒ SR ☒ OPEN ☐

SPORT COMMITTEE INCOME			
#	Item or Description	Budget Est.	Actual Cost
1	Entry Fees	\$4,294.00	\$3,729.00
2	Gate Proceeds		
3	Medals Returned - Refund		
4	Other (specify) 66 golfers x \$50+GST		
	<b>TOTAL INCOME</b>	<b>\$4,294.00</b>	<b>\$3,729.00</b>

SPORT COMMITTEE COSTS			
#	Item or Description	Budget Est.	Actual Cost
1	Officials		
2	Officials' Travel and Per Diem Expenses		
3	Minor Officials		
4	Facility Costs	-\$4,294.00	-\$3,729.00
5	Awards - Medallions (unit cost \$4.50)		
6	Awards - Banners (unit cost \$40)		
7	Office Supplies and Expenses		
8	Other (please list)		
	*10 golfers paid the course directly (ELSS)		
	fees came off the bill tally=\$565		
	<b>TOTAL COSTS</b>	<b>\$0.00</b>	<b>-\$3,729.00</b>
	<b>NET COSTS (Total Costs - Total Income)</b>	<b>\$0.00</b>	<b>\$0.00</b>

**\*\*COSTS HAVE TO BE ENTERED AS NEGATIVE VALUES IN ORDER FOR NET COST CALCULATION TO WORK**

**NOTE:** Submit this form to your District Secretary in time for the NOSSA AGM in April along with your report

SUDBURY DISTRICT SECONDARY SCHOOLS ATHLETIC ASSOCIATION  
**20<sup>23</sup> -      SPORT COMMITTEE FINANCIAL STATEMENT**

SPORT GymnasticsBOYS ☐GIRLS ☒COED ☐CONVENER Heather Theijsmeijer, Manitoulin SSNOV ☐JR ☐SR ☐OPEN ☒**COST OF OFFICIALS**

Cost Per Game Times the Number of Games	Est of Official Cost	Actual Cost of Officials
Two prelims + championship meet		\$1,452.36

*Do NOT  
include with  
items below.*

**SPORT COMMITTEE INCOME**

#	Item or Description	Budget Est.	Actual Cost
<b>TOTAL INCOME</b>		<b>\$0.00</b>	<b>\$0.00</b>

**SPORT COMMITTEE COSTS**

#	Item or Description	Budget Est.	Actual Cost
	First aid		\$300.00
	Awards		\$815.00
	Facility costs		\$1,650.00
<b>TOTAL COSTS</b>		<b>\$0.00</b>	<b>\$2,765.00</b>
<b>NET COSTS (Total Costs - Total Income)</b>		<b>\$0.00</b>	<b>\$2,765.00</b>

**NOTES:** The Net Costs will be collected from the participating schools as indicated on form 7.13(b)  
 Submit this form twice during the year to a regular meeting of the Association:  
     1st: At the pre-season meeting - estimates only.  
     2nd: At the post-season meeting - actual costs plus the charges per school.

# 20<sup>23</sup>-\_\_ SPORT COMMITTEE FINANCIAL STATEMENT

Form 7.13(b)

SPORT Gymnastics CONVENER H. Theijsmeijer

## I - PAYMENTS ALREADY MADE BY TREASURER:

PAID TO:	AMOUNT
(as indicate on previous page)	\$ 2,765.00

## II - PAYMENTS TO BE MADE BY TREASURER:

PAID TO:	AMOUNT
none	\$
<b>TOTAL OF SECTIONS I AND II</b>	<b>\$ 2,765.00</b>

Each payment to a supplier must be accompanied by a receipt(s).

## III - COST PER PARTICIPATING MEMBER SCHOOL: **\$2,765/450 entries = \$6.15/event**

Chelmsford	\$	Lo-Ellen	\$ 190.48	Marymount	\$ 104.46
Confederation	\$ 147.47	Macdonald-Cartier	\$	Notre Dame	\$ 565.29
Riv Francais	\$	Sudbury Secondary	\$	St Benedict	\$ 135.78
Hanmer	\$	Champlain	\$ 98.31	St Charles	\$ 166.32
Lasalle	\$ 178.19	Sacré-Coeur	\$		\$
Lively	\$ 319.51	L'Horizon	\$ 129.03		\$
Lockerby	\$ 405.53	Bishop A. Carter	\$ 252.00	<b>TOTAL</b>	<b>\$ 2,692.37</b>

## IV - COST PER PARTICIPATING AFFILIATE MEMBER SCHOOL:

Algonquin	\$	Espanola	\$	St Joe/Scollard Hall	\$
Barrydowne	\$	Franco-Cite	\$	Widdifield	\$
Chippewa	\$	Franco-Ouest	\$		\$
Elliot Lake	\$	Manitoulin	\$ 98.31	<b>TOTAL</b>	<b>\$ 98.31</b>

**GRAND TOTAL \$ 2,790.68**

Convener's Signature ..... Date .....



**TOTAL ENTRIES:** 450 (285 Qualifiers, 165 Championship)

**Bishop Carter:** 41 entries (24 Qualifiers, 17 Championship)

**Champlain:** 16 entries (12 Qualifiers, 4 Championship)

**CND:** 92 entries (57 Qualifiers, 35 Championship)

**Confederation:** 24 entries (16 Qualifiers, 8 Championship)

**Horizon:** 21 entries (15 Qualifiers, 6 Championship)

**Lasalle:** 29 entries (17 Qualifiers, 12 Championship)

**Lively:** 52 entries (32 Qualifiers, 20 Championship)

**Lo-Ellen:** 31 entries (21 Qualifiers, 10 Championship)

**Lockerby:** 66 entries (44 Qualifiers, 22 Championship)

**Manitoulin:** 16 entries (9 Qualifiers, 7 Championship)

**Marymount:** 17 entries (11 Qualifiers, 6 Championship)

**St. Benedict:** 22 entries (14 Qualifiers, 8 Championship)

**St. Charles:** 23 entries (13 Qualifiers, 10 Championship) + 1 petition (\$25)



NORTHERN ONTARIO SECONDARY SCHOOLS' ATHLETICS  
**2022 - 23 SPORT COMMITTEE FINANCIAL STATEMENT**

SPORT Hockey BOYS ☒ GIRLS ☐ COED ☐  
 CONVENER Mike Oliveira NOV ☐ JR ☐ SR ☒ OPEN ☐

SPORT COMMITTEE INCOME			
#	Item or Description	Budget Est.	Actual Cost
1	Entry Fees		\$4,320.00
2	Gate Proceeds		\$1,000.00
3	Medals Returned - Refund		
4	Other (specify)		
TOTAL INCOME		\$0.00	\$5,320.00

SPORT COMMITTEE COSTS			
#	Item or Description	Budget Est.	Actual Cost
1	Officials		-\$1,700.00
2	Officials' Travel and Per Diem Expenses		
3	Minor Officials		-\$400.00
4	Facility Costs		-\$2,480.00
5	Awards - Medallions (unit cost \$4.50)		-\$225.00
6	Awards - Banners (unit cost \$40)		-\$40.00
7	Office Supplies and Expenses		-\$157.56
8	Other (please list) Volunteer Food & Drink		-\$222.35
TOTAL COSTS		\$0.00	-\$5,224.91
NET COSTS (Total Costs - Total Income)		\$95.09	\$95.09

**\*\*COSTS HAVE TO BE ENTERED AS NEGATIVE VALUES IN ORDER FOR NET COST CALCULATION TO WORK**

**NOTE:** Submit this form to your District Secretary in time for the NOSSA AGM in April along with your report

NORTHERN ONTARIO SECONDARY SCHOOLS' ATHLETICS  
**2022 - 23 SPORT COMMITTEE FINANCIAL STATEMENT**

SPORT Girls AA/AAA Hockey BOYS ☐ GIRLS ☒ COED ☐  
 CONVENER Mathieu Shank NOV ☐ JR ☐ SR ☐ OPEN ☒

SPORT COMMITTEE INCOME			
#	Item or Description	Budget Est.	Actual Cost
1	Entry Fees		\$2,330.00
2	Gate Proceeds		
3	Medals Returned - Refund		
4	Other (specify)		
	<b>TOTAL INCOME</b>	<b>\$0.00</b>	<b>\$2,330.00</b>

SPORT COMMITTEE COSTS			
#	Item or Description	Budget Est.	Actual Cost
1	Officials		-\$700.00
2	Officials' Travel and Per Diem Expenses		-\$120.00
3	Minor Officials		-\$105.00
4	Facility Costs		-\$1,100.00
5	Awards - Medallions (unit cost \$4.50)		-\$203.40
6	Awards - Banners (unit cost \$40)		-\$45.20
7	Office Supplies and Expenses		
8	Other (please list) fourth official requested by Bishop		-\$50.00
	Paid for entirely by Bishop		
	<b>TOTAL COSTS</b>	<b>\$0.00</b>	<b>-\$2,323.60</b>
	<b>NET COSTS (Total Costs - Total Income)</b>	<b>\$6.40</b>	<b>\$6.40</b>

**\*\*COSTS HAVE TO BE ENTERED AS NEGATIVE VALUES IN ORDER FOR NET COST CALCULATION TO WORK**

**NOTE:** Submit this form to your District Secretary in time for the NOSSA AGM in April along with your report

**NOSSA Alpine Convenors Report  
Mt. Dufour, Elliot Lake, Friday Feb 17, 2023**

**1/ NOSSA Results** – please visit the page for the complete individual and team results.

<https://nossa.rainbowschools.ca/Pages/alpineresults23.pdf>

(b) No actual physical NOSSA Alpine trophies were returned or available to give out

**2/ Winning coaches by team category**

Girls High School Team	Macdonald Cartier	Brigitte Caveen, Pascale Green, Valeri Aubertin
Girls Open Team	Lo-Ellen Park	Shawn Piette
Boys High School Team	Lockerby	Karin Augenstein, Robbie Coe
Boys Open Team	St Benedict	Grace Redmond, Claire Cashman

**3/ Problems encountered this year.**

The weather provided many challenges this year, and we had to move the championship from Wednesday, February 15 to Friday February 17. The students, staff and volunteers were very understanding of the date change.

The event went very well thanks to our amazing team of volunteers. One issue we faced, was our “past practice” dating back as far as anyone can remember (decades) – does not reflect our playing regulations. Historically at NOSSA Alpine we have done:

- Two runs slalom
- One run GS (a second if there is time)

Our playing regulations state that TWO GS are needed for the race to be official, and one slalom done when there is not enough time for two slalom runs.

Pg 18 MEET STRUCTURE.

**4/ Recommendations for next year**

I recommend that the alpine coaches have a chance to think about what they would like for their NOSAA alpine championship, regarding – ORDER OF EVENTS.

I recommend a motion to change the playing regulations be put to the NOSSA AGM. The motion would be to match the playing regulations to current practice. Something like:

***“ Be it resolved that NOSSA Alpine constitute, two slalom runs done first, and one GS run done after slalom. When time permits, two GS runs will take place”.***

If it is the will of the NOSSA Alpine coaches – through their athletic directors – to keep our current practice, they can vote **FOR** the motion. If they do not agree, they can vote **NO**, and we can keep our current playing regs in play, which state two GS runs must occur. The order is not clearly stated, so that could be some housekeeping.

5/ Financial Report, is submitted as it's own attachment.

Respectfully Submitted,

Tom O'Grady

Elliot Lake Secondary School

## NOSSA Alpine 2023 Convenors Report Continued

6/ This is the current MEET STRUCTURE SECTION of the playing regulations

***MEET STRUCTURE: The competition shall be a one day event. This is to be a two run Giant Slalom to constitute a race and a one run Slalom to constitute a race for boys and girls. The decision as to the starting time of the final race shall be left to the discretion of the convener using 2:15 p.m. as a guideline. The order of events (eg. Giant Slalom or Slalom) which is to be run first is at the discretion of the convener. Two runs shall be held in the Slalom event when possible.***

I recommend a motion to NOSSA to change the playing regulations to reflect the past practice of the past few decades.

***“ Be it resolved that NOSSA Alpine constitute, two slalom runs done first, and one GS run done after slalom. When time permits, two GS runs will take place”.***

The MEET STRUCTURE section would then read:

***MEET STRUCTURE: The competition shall be a one day event. NOSSA Alpine will constitute, two slalom runs done first, and one GS run done after slalom. When time permits, two GS runs will take place. The decision to complete a second GS run will be at the discretion of the convenor. The order of athletes is: girls high school, girls open, boys high school, boys open; no bibo on second run.***

### **NOTE:**

If that motion is defeated, and we maintain the current MEET STRUCTURE I recommend we clear up the order of events.

“Be it resolved that NOSSA Alpine will constitute two GS runs, followed by one slalom run. If time permits, two slalom runs will be held”.

The MEET STRUCTURE section would then read:

***MEET STRUCTURE: The competition shall be a one day event. NOSSA Alpine will constitute, two GS runs done first, and one slalom run done after GS. When time permits, two slalom runs will take place. The decision to complete a second slalom run will be at the discretion of the convenor. The order of athletes is: girls high school, girls open, boys high school, boys open; no bibo on second run.***

Respectfully Submitted,

Tom O’Grady

Elliot Lake Secondary School

NORTHERN ONTARIO SECONDARY SCHOOLS' ATHLETICS  
**202 - 3 SPORT COMMITTEE FINANCIAL STATEMENT**

SPORT NOSSA Alpine BOYS ☐ GIRLS ☐ COED ☒  
 CONVENER Tom O'Grady NOV ☐ JR ☐ SR ☐ OPEN ☒

SPORT COMMITTEE INCOME			
#	Item or Description	Budget Est.	Actual Cost
1	Entry Fees	\$2,000.00	\$2,000.00
2	Gate Proceeds		
3	Medals Returned - Refund		
4	Other (specify)		
	<b>TOTAL INCOME</b>	<b>\$2,000.00</b>	<b>\$2,000.00</b>

SPORT COMMITTEE COSTS			
#	Item or Description	Budget Est.	Actual Cost
1	Officials		
2	Officials' Travel and Per Diem Expenses	\$200.00	-\$200.00
3	Minor Officials		
4	Facility Costs	\$900.00	-\$900.00
5	Awards - Medallions (unit cost \$4.50)	\$292.00	-\$292.00
6	Awards - Banners (unit cost \$40)		
7	Office Supplies and Expenses		
8	Other (please list) Team hospitality	\$357.78	-\$357.78
	Coaches / volunteer hospitality	\$260.00	-\$260.00
	<b>TOTAL COSTS</b>	<b>\$4,009.78</b>	<b>-\$2,009.78</b>
	<b>NET COSTS (Total Costs - Total Income)</b>	<b>-\$9.78</b>	<b>-\$9.78</b>

**\*\*COSTS HAVE TO BE ENTERED AS NEGATIVE VALUES IN ORDER FOR NET COST CALCULATION TO WORK**

**NOTE:** Submit this form to your District Secretary in time for the NOSSA AGM in April along with your report

## CONVENOR REPORT - NORDIC SKIING (February 16th, 2023)

On February 16th, students from NDA, North Shore, SDSS and SSMD attended the NOSSA Championship at North Bay Nordic. It was a great success with the addition of Sault schools this year. There were approximately 145 athletes involved. This is an increase from previous years of about 100 athletes.

As the event ran smoothly, there are some recommendations that can be addressed at the AGM in April 2023. Please see these recommendations below:

- 1) The event **MUST** be placed early on in a week, preferably a Tuesday or Wednesday before OFSAA. With weather related issues, we need back-up plans for later in the week so that preparations can be made in a reasonable amount of time for OFSAA.
- 2) Zone4 Timing was used with this event. Although it is quite expensive, it worked very well. There are cheaper variations of the equipment, and if confident, an older system can be used effectively with the proper knowledge on spreadsheets for results.
- 3) **This year, we had to make an emergency addendum to the playing regulations. We would like to formally change the playing regulation of Junior Boys/Girls at 5KM and Senior Boys/Girls at 7KM race distances as per the OFSAA regulations.**
- 4) Fees were charged at \$15.00 per athlete to cover the timing and facility rental. Please be aware to prepare properly with the facility to be sure the numbers of athletes can be accommodated by working with board of directors from host facility.
- 5) Recommend and accommodation to the 4-year calendar of host district. With the Sault Schools joining Nordic, we would like to have that district host in 2024-25. Currently it shows Nipissing as the host. 2023-24 (Sudbury). 2024-25 (Sault). 2025-26 (North Bay). 2026-27 (Sudbury).

Thank you for a great season!

Jeff Graham  
Convenor  
St. Joseph-Scollard Hall CSS  
North Bay

nordic results

	rank	time	status	firstname	lastname	Racer #	school		
<b>EXHIBITION NOVICE</b>								Finish	(rank)
	1	11:09.47		Tanner	Rollins	105	ST. CHARLES	11:09.47	1
	2	11:30.50		George	Bountouris	103	ST. CHARLES	11:30.50	2
	3	11:41.52		Manzo	Shimizu	111	ST. CHARLES	11:41.52	3
	4	11:56.76		Ethan	Lamothe	109	ST. CHARLES	11:56.76	4
	5	13:03.48		Max	Beauchamp	110	WC EAKET	13:03.48	5
	6	13:28.09		Joey	Szydziak	107	ST. CHARLES	13:28.09	6
	7	13:54.89		Aratz	Basauri	102	CSS	13:54.89	7
	8	15:59.01		Chihiro	Masuda	104	CSS	15:59.01	8
	9	16:37.02		Joseph	Roque	112	ST. CHARLES	16:37.02	9
	10	16:51.69		Mathieu	Dechaine	113	ST. CHARLES	16:51.69	10
	11	17:01.36		George	Sanschagrin	106	WFSS	17:01.36	11
	12	18:06.32		Minori	Fukushiro	101	ST. CHARLES	18:06.32	12
			DNS	McKenna	Booker	108	LASALLE		
			DNS	Joe	Gouchie	114	ST. CHARLES		
			DNS	Tiare	Huartes	115	SUPERIOR		



JR BOYS								Finish	(rank)
	1	14:16.31		Callum	Wiss	172	LO-ELLEN	14:16.31	1
	2	15:13.83		Olivier	Tremblay	171	ESM-CARTIER	15:13.83	2
	3	15:19.26		Hector	Loiselle	164	LO-ELLEN	15:19.26	3
	4	16:03.19		Austin	Conroy	162	LO-ELLEN	16:03.19	4
	5	16:06.53		Tho	Chartrand	167	NOTRE DAME	16:06.53	5
	6	16:16.48		Grayson	Franks	173	CSS	16:16.48	6
	7	16:21.91		Corey	Lacroix	166	LO-ELLEN	16:21.91	7
	8	17:16.18		Raphal	Belzile	160	ESM-CARTIER	17:16.18	8
	9	17:33.30		Matteo	Ivora	169	SUPERIOR	17:33.30	9
	10	17:33.31		Simon	Trombello	170	KORAH	17:33.31	10
	11	18:24.03		Joshua	Lamming	163	ST. MARY	18:24.03	11
	12	18:56.09		Seth	Bishop	165	SUPERIOR	18:56.09	12
	13	18:57.12		Keir	Gauld	152	LO-ELLEN	18:57.12	13
	14	19:07.14		Nathan	Radey	156	LASALLE	19:07.14	14
	15	19:14.07		Isaac	Longston	158	LOCKERBY	19:14.07	15
	16	19:22.52		Sebastien	Perreault	157	NOTRE DAME	19:22.52	16
	17	21:28.08		Kai	Foster	161	SUPERIOR	21:28.08	17
	18	22:04.57		Ryan	Shore	149	WFSS	22:04.57	18

	19	22:36.79		Chase	Knutson	159	WFSS	22:36.79	19
	20	25:06.89		Kalen	Culin	153	WFSS	25:06.89	20
	21	27:06.56		Cam	Ciotti	155	WHITE PINES	27:06.56	21
	22	29:01.57		Gus	Morin-Strom	154	KORAH	29:01.57	22
	23	29:55.78		Aidan	Baxter	148	CSS	29:55.78	23
	24	53:05.27		Francis	Chisholm	151	WHITE PINES	53:05.27	24
	25	1:20:33.03		Alexander	Phippen	150	WHITE PINES	1:20:33.03	25
			DNS	Graydon	Bain	147	LASALLE		
			DNS	Chris	Butterworth	168	CSS		
<b>JR GIRLS</b>								Finish	(rank)
	1	16:35.14		Kate	DeBeer	146	SUPERIOR	16:35.14	1
	2	17:10.05		Maija	Nener	145	LO-ELLEN	17:10.05	2
	3	17:11.63		Gracie	Dale	143	LO-ELLEN	17:11.63	3
	4	18:10.35		Tyla	MacLeod	138	BISHOP AC	18:10.35	4
	5	18:26.96		Kalia	Pharand	137	ESCHORIZON	18:26.96	5
	6	18:32.87		Rhiannon	Barbeau	144	KORAH	18:32.87	6
	7	18:56.16		Bailey	Raymond	131	NOTRE DAME	18:56.16	7

	8	19:09.08		Hannah	Gignac	140	SJSH	19:09.08	8
	9	19:37.83		Misaki	Diavolitsis	134	LOCKERBY	19:37.83	9
	10	19:42.08		Sasha	Bouffard	135	NOTRE DAME	19:42.08	10
	11	19:48.18		Carlie	Popp	142	SJSH	19:48.18	11
	12	20:07.74		Taylor	Nieson	141	ST. MARY	20:07.74	12
	13	20:25.16		Annie	Azzi	136	ESCJN	20:25.16	13
	14	20:25.26		McKenna	Mende	124	LO-ELLEN	20:25.26	14
	15	20:37.56		Lea	Lemieux	128	LOCKERBY	20:37.56	15
	16	21:05.96		Lea	Maki	122	LO-ELLEN	21:05.96	16
	17	21:48.07		Alex	Hann	120	LO-ELLEN	21:48.07	17
	18	22:25.80		Lily	Robinson	123	WFSS	22:25.80	18
	19	22:30.64		Audrey	Kawa	126	LO-ELLEN	22:30.64	19
	20	22:54.34		Sadie	Pedlar	133	KORAH	22:54.34	20
	21	23:15.06		Erika	Hewgill	127	SJSH	23:15.06	21
	22	24:13.06		Ariya	Rooney	139	KORAH	24:13.06	22
	23	25:45.88		Lydia	Raddon	130	ESCJN	25:45.88	23
	24	25:56.28		Brooklyn	Giesbrecht	132	WFSS	25:56.28	24
	25	26:32.30		Amelia	Tanninen	129	KORAH	26:32.30	25
	26	30:59.32		Sophie	Bertrand	117	SJSH	30:59.32	26

	27	36:45.89		Olivia	Hiscock	125	WHITE PINES	36:45.89	27
	28	1:00:07.71		Journey	Day	121	WHITE PINES	1:00:07.71	28
	29	1:00:41.12		Ryan	O'Reilly	119	WHITE PINES	1:00:41.12	29
	30	1:06:44.32		Adeline	Thompson-M	116	KORAH	1:06:44.32	30
			DNS	Addison	Hopkins	118	WHITE PINES		
<b>SR BOYS</b>								Finish	(rank)
	1	17:03.37		Kaeden	Ward	245	LO-ELLEN - A	17:03.37	1
	2	17:06.39		Liam	Lacroix	242	LO-ELLEN-A	17:06.39	2
	3	17:38.97		Russel	Joiner	239	LO-ELLEN-A	17:38.97	3
	4	17:49.32		Micah	Byman	243	CASS	17:49.32	4
	5	18:02.60		Sam	Rice	240	LO-ELLEN-A	18:02.60	5
	6	18:48.79		Owen	Dobson	236	LO-ELLEN - A	18:48.79	6
	7	19:12.64		Logan	Lariviere	234	LIVELY	19:12.64	7
	8	19:28.23		Cody	Raymond	233	Sacr-Coeur	19:28.23	8
	9	21:06.82		Trysten	Kahtava	237	KORAH	21:06.82	9
	10	21:43.08		Ivano	Gianfrancesco	224	LASALLE	21:43.08	10
	11	22:03.80		Devin	Shore	226	WFSS	22:03.80	11

	12	22:05.69		Erik	Kary	244	WHITE PINES -	22:05.69	12
	13	22:07.02		Amon	Ranger	229	SUDBURY SS	22:07.02	13
	14	22:26.11		Zakk	Dufresne-Nap	241	SJSH	22:26.11	14
	15	22:39.32		Nate	Sinclair	232	CSS	22:39.32	15
	16	22:43.78		Jacob	Zhong	218	LO-ELLEN	22:43.78	16
	17	22:46.59		Simon	McKague	222	LO-ELLEN	22:46.59	17
	18	22:57.03		James	Robinson	223	WFSS	22:57.03	18
	19	23:16.09		Joshua	Gagnon	221	CHAMPLAIN	23:16.09	19
	20	23:27.98		Linden	Devries	228	WHITE PINES -	23:27.98	20
	21	23:48.04		Zac	Windle	230	CASS	23:48.04	21
	22	25:28.04		Liam	McNeil	217	WFSS	25:28.04	22
	23	26:00.91		Kurtis	Bondar	238	SUPERIOR	26:00.91	23
	24	26:51.45		Jude	Zappala	210	SJSH	26:51.45	24
	25	27:20.61		Alder	Devries	235	WHITE PINES -	27:20.61	25
	26	28:59.32		Oliver	Beckett	227	WHITE PINES -	28:59.32	26
	27	29:45.37		Alex	Lockhart	213	SJSH	29:45.37	27
	28	29:47.19		Jrmie	Pharand	205	ESM-CARTIER	29:47.19	28
	29	31:31.58		Matthew	Dacosta	225	WHITE PINES -	31:31.58	29
	30	32:14.20		Vicente	Gacitua	219	SJSH	32:14.20	30

	31	37:07.23		Jordan	Holmberg	214	WHITE PINES -	37:07.23	31
	32	40:37.91		Graham	Kirk	215	WHITE PINES -	40:37.91	32
	33	42:19.48		Dominic	Albury	216	WHITE PINES -	42:19.48	33
	34	47:04.89		Aydin	Thompson-M	211	WHITE PINES -	47:04.89	34
	35	48:28.95		Noah	Missere	212	SUPERIOR	48:28.95	35
	36	51:44.14		Bryce	Rowlinson	204	WHITE PINES	51:44.14	36
	37	53:33.35		Gabe	Fournier	207	WHITE PINES	53:33.35	37
	38	54:47.82		Thomas	Comba	206	WHITE PINES	54:47.82	38
			DNS	Isaac	Kirby	203	CASS		
			DNS	Caden	Sutton	208	LASALLE		
			DNS	Nathan	Perriard	209	WHITE PINES - B		
			DNS	Michael	Lounatanov	220	CSS		
			DNS	Owen	Claridge	231	LO-ELLEN		
<b>SR GIRLS</b>								Finish	(rank)
	1	19:39.56		Lauren	Pineau	200	LOCKERBY	19:39.56	1
	2	20:05.06		Madeleine	Tremblay	199	NOTRE DAME	20:05.06	2
	3	21:19.80		Grace	Thomas	197	LO-ELLEN	21:19.80	3

	4	21:23.39		Georgia	Lepage	190	ST.BEN	21:23.39	4
	5	21:50.18		Finlay	Cuza	194	LO-ELLEN	21:50.18	5
	6	22:55.27		Sophia	Oommen	179	LO-ELLEN	22:55.27	6
	7	23:14.52		Ivy	Schulte-Host	188	LOCKERBY	23:14.52	7
	8	23:31.60		Izzy	Thomas	202	SJSH	23:31.60	8
	9	23:45.30		Ahnika	Davey	198	KORAH	23:45.30	9
	10	24:14.51		Anna	Towle	201	SUPERIOR	24:14.51	10
	11	24:28.68		Heli	Maki	186	LO-ELLEN	24:28.68	11
	12	24:33.08		Avery	Durocher	196	SJSH	24:33.08	12
	13	24:50.96		Ava	Hodgins	181	LASALLE	24:50.96	13
	14	25:17.57		Ava	Meadows	191	WHITE PINES	25:17.57	14
	15	25:19.09		Helena	Schoahs	195	SUPERIOR	25:19.09	15
	16	26:48.71		Allie	Keturi	177	LO-ELLEN	26:48.71	16
	17	28:30.11		Malen	Zearra Lizardi	187	WFSS	28:30.11	17
	18	28:53.47		Sara	Romero	183	SJSH	28:53.47	18
	19	31:24.95		Meghan	Raddon	192	ESCJN	31:24.95	19
	20	31:37.81		Hannah	Lyons	178	WFSS	31:37.81	20
	21	33:33.62		Catrina	Dugas	189	SUPERIOR	33:33.62	21
	22	36:38.97		Abby	Elvish	176	SJSH	36:38.97	22

	23	42:08.75		Malia	Kirk	184	WHITE PINES	42:08.75	23
	24	55:51.64		Caty	Prusky	185	SUPERIOR	55:51.64	24
	25	57:37.07		Kordell	Bell	180	WHITE PINES	57:37.07	25
	26	57:40.48		Makenna	Lariviere	182	WHITE PINES	57:40.48	26
	27	58:38.17		Emma	Malone	175	SUPERIOR	58:38.17	27
	28	1:09:56.23		Aurora	Huffels	174	WHITE PINES	1:09:56.23	28
			DNS	Chloe	Popp	193	SJSH		



NORTHERN ONTARIO SECONDARY SCHOOLS' ATHLETICS  
**2022 - 23 SPORT COMMITTEE FINANCIAL STATEMENT**

SPORT Nordic Skiing BOYS ☒ GIRLS ☒ COED ☐  
 CONVENER Jeff Graham NOV ☐ JR ☐ SR ☐ OPEN ☒

SPORT COMMITTEE INCOME			
#	Item or Description	Budget Est.	Actual Cost
1	Entry Fees		\$2,195.00
2	Gate Proceeds		
3	Medals Returned - Refund		
4	Other (specify)		
	<b>TOTAL INCOME</b>	<b>\$0.00</b>	<b>\$2,195.00</b>

SPORT COMMITTEE COSTS			
#	Item or Description	Budget Est.	Actual Cost
1	Officials		
2	Officials' Travel and Per Diem Expenses		
3	Minor Officials		
4	Facility Costs		-\$1,974.84
5	Awards - Medallions (unit cost \$4.50)		-\$238.50
6	Awards - Banners (unit cost \$40)		-\$80.00
7	Office Supplies and Expenses		
8	Other (please list) Coaches Refreshments		-\$122.11
	Athlete Finish Line Gatorade		-\$38.59
	<b>TOTAL COSTS</b>	<b>\$0.00</b>	<b>-\$2,454.04</b>
	<b>NET COSTS (Total Costs - Total Income)</b>	<b>-\$259.04</b>	<b>-\$259.04</b>

**\*\*COSTS HAVE TO BE ENTERED AS NEGATIVE VALUES IN ORDER FOR NET COST CALCULATION TO WORK**

**NOTE:** Submit this form to your District Secretary in time for the NOSSA AGM in April along with your report

# 2023 SDSSAA/NOSSA SNOWBOARDING CHAMPIONSHIP

Wednesday, February 22nd @ Adanac

## GIRLS

BIB	LEV	LAST	FIRST	SCH	RUN 1		RUN 2		TOTAL	
					TM1	P1	TM2	P2	TOTTM	PLACE
8	HS	Boyuk	Sierra	BAC	38.07	2	38.72	2	76.79	1
1	HS	Larouche	Yasmine	ESMC	38.44	3	38.40	1	76.84	2
5	HS	Wagemann	Alexys	MMA	37.02	1	39.97	4	76.99	3
11	HS	Jebreen	Madina	LEP	38.77	4	39.20	3	77.97	4
6	HS	Boulard	Ashley	CHA	39.18	7	40.72	6	79.90	5
16	HS	Panella	Aiden	LEP	38.80	5	41.12	7	79.92	6
9	HS	Schell	Taylor	ELSS	39.16	6	42.68	12	81.84	7
7	HS	Diavolitsis	Alissa	LCS	42.32	10	40.11	5	82.43	8
15	HS	Goymer	Rhianna	ELSS	41.69	9	41.88	10	83.57	9
10	HS	Farstad	Farrah	SCC	41.38	8	42.92	14	84.30	10
22	HS	Deveau Peddie	Jenna	BAC	43.27	12	41.26	8	84.53	11
21	HS	McCartney	Alivia	ELSS	42.39	11	42.89	13	85.28	12
13	HS	Pardy	CJ	BAC	43.79	14	41.53	9	85.32	13
12	HS	Pancel	Page	LAS	43.48	13	42.12	11	85.60	14
19	HS	Heron	Avery	ELSS	45.22	16	46.34	15	91.56	15
23	HS	Lanteigne	Izzy	LCS	48.85	18	46.45	16	95.30	16
4	HS	Lachapelle	Marissa	SSS	48.69	17	53.15	19	101.84	17
18	HS	MacNeil	Kenna	BAC	50.20	19	55.29	20	105.49	18
17	HS	Anderson	Emily	LCS	60.28	20	52.70	18	112.98	19
20	HS	Delabbio	Fia	LCS	62.85	21	51.32	17	114.17	20
3	HS	Heaton	Madison	CND	44.97	15	99.99	22	144.96	21
25	HS	Tessier	Talia	LCS	99.99	22	70.33	21	170.32	22
2	HS	Severinac	Jessica	SBS	999.00		999.00		1998.00	
14	HS	Johnston	Haven	CHA	999.00		999.00		1998.00	
24	HS	Doyle	Catherine	ELSS	999.00		999.00		1998.00	
26	HS	Fleming	Nellee	LCS	999.00		999.00		1998.00	
27	HS	Owens	Saydee	LCS	999.00		999.00		1998.00	



SDSSAA/NOSSA 2023 Snowboarding Championships  
**GIRLS AND BOYS TEAM RESULTS**



School	Girls	Place	Boys	Place	Combined	Rank
Elliot Lake	28	2	7	1	38	1
Lockerby	33	3	40	2	78	2
Bishop Carter	25	1	999	5	1030	3
Macdonald Cartier	999	4	43	3	1046	4
St Benedict	999	4	55	4	1062	5
Lasalle	999	4	90	5	1098	6
Champlain	999	4	999	5	2007	7
Confederation	999	4	999	5	2007	7
Horizon	999	4	999	5	2007	7
Hanmer	999	4	999	5	2007	7
Lively	999	4	999	5	2007	7
St Charles	999	4	999	5	2007	7
Manitoulin	999	4	999	5	2007	7
Notre-Dame	999	4	999	5	2007	7
Lo-Ellen Park	999	4	999	5	2007	7
Marymount	999	4	999	5	2007	7

\*Scores represent the sum of the lowest three placings in each discipline overall

\*\*Teams not consisting of at least three (3) racers were assigned a score of 999

**CHARGEBACK FORM RE: SPORT COMMITTEE/ASSOCIATION COSTS**

- TO:** [ ] 1. Program Leaders of Schools Being Charged  
 [ ] 2. Person Submitting Request  
 [ ] 3. SDSSAA Treasurer  
 [ ] 4. Athletic Administrator

**RE:** **SDSSAA/NOSSA SNOWBOARDING SPORT COMMITTEE EXPENSES**  
**Wed, Feb 22nd @ Adanac Ski Hill**  
**\$9.26/racer**

Please charge the amounts listed below to the respective schools.

**Total Amount: \$750.00**  
**Amount Charged to Participating Schools: \$750.00**

<b>PUBLIC SCHOOLS</b>	<b>#</b>	<b>School Cost</b>
Chelmsford	0	\$0.00
Confederation	2	\$18.52
Riv-des-Francais	0	\$0.00
Hanmer	1	\$9.26
Lasalle	5	\$46.30
Lively	2	\$18.52
Lockerby	19	\$175.93
Lo-Ellen	3	\$27.78
Macdonald Cartier	8	\$74.07
Elliot Lake	10	\$92.59
Manitoulin	2	\$18.52
Sudbury Secondary	1	\$9.26
<b>Public Total</b>	<b>53</b>	<b>\$490.74</b>

<b>ASSOC TOTAL</b>	<b>81</b>	<b>\$750.00</b>
--------------------	-----------	-----------------

<b>CATHOLIC SCHOOLS</b>	<b>#</b>	<b>School Cost</b>
Champlain	3	\$27.78
Sacré-Coeur	0	\$0.00
L'Horizon	2	\$18.52
Marymount	1	\$9.26
Notre Dame	3	\$27.78
Bishop Carter	8	\$74.07
St. Benedict	8	\$74.07
St. Charles	3	\$27.78
<b>Catholic Total</b>	<b>28</b>	<b>\$259.26</b>

**YOUR OPTIONS:**

- (a) direct payment to the SDSSAA treasurer  
 (b) collect from the team/party incurring the cost  
 (c) do nothing - for (b) and (c) the amount indicated will be included in your year-end statement of SDSSAA fees

Submitted by: \_\_\_\_\_ Position: \_\_\_\_\_ Date: \_\_\_\_\_

Approved by: \_\_\_\_\_ Position: \_\_\_\_\_ Date: \_\_\_\_\_

Signature of Treasurer: \_\_\_\_\_

**NOSSA SENIOR BOYS « A » SOCCER**  
**Convenor's Report**  
**Hosted by NDA and ESC ALGONQUIN**  
**May 27<sup>th</sup> at Steve Omischl Field Sports Complex**  
**Convenor: Tim Lowe and Amanda Beaudry**

Due to Sault Ste Marie dropping out, the Championship was a 3-team event. Changes to the start times were made to reflect what is allowable under the NOSSA Boys Soccer Playing Regulations.

Schedule:

Semi-Final 2 – 11am – Confederation vs ES Franco-Cité on Powerade Field – **Winner Confederation 5-0**

Finals – 3pm – Confederation vs Algonquin on Minute Field – **Winner Confederation 2-0**

Nothing further to report.

Yours in sport,

Tim Lowe

NORTHERN ONTARIO SECONDARY SCHOOLS' ATHLETICS  
**2021 - 22 SPORT COMMITTEE FINANCIAL STATEMENT**

SPORT Senior Boys "A" Soccer

BOYS ☒ GIRLS ☐ COED ☐

CONVENER Tim Lowe

NOV ☐ JR ☐ SR ☒ OPEN ☐

SPORT COMMITTEE INCOME			
#	Item or Description	Budget Est.	Actual Cost
1	Entry Fees		\$870.00
2	Gate Proceeds		
3	Medals Returned - Refund		
4	Other (specify)		
<b>TOTAL INCOME</b>		<b>\$0.00</b>	<b>\$870.00</b>

SPORT COMMITTEE COSTS			
#	Item or Description	Budget Est.	Actual Cost
1	Officials		-\$180.00
2	Officials' Travel and Per Diem Expenses		-\$125.00
3	Minor Officials		-\$60.00
4	Facility Costs		-\$210.83
5	Awards - Medallions (unit cost \$4.50)		-\$180.00
6	Awards - Banners (unit cost \$40)		-\$40.00
7	Office Supplies and Expenses		
8	Other (please list)		
<b>TOTAL COSTS</b>		<b>\$0.00</b>	<b>-\$795.83</b>
<b>NET COSTS (Total Costs - Total Income)</b>		<b>\$74.17</b>	<b>\$74.17</b>

**\*\*COSTS HAVE TO BE ENTERED AS NEGATIVE VALUES IN ORDER FOR NET COST CALCULATION TO WORK**

**NOTE:** Submit this form to your District Secretary in time for the NOSSA AGM in April along with your report

NORTHERN ONTARIO SECONDARY SCHOOLS' ATHLETICS  
**2021-22 SPORT COMMITTEE FINANCIAL STATEMENT**

SPORT AA Soccer BOYS ☒ GIRLS ☒ COED ☐  
 CONVENER Christopher Czop NOV ☐ JR ☒ SR ☒ OPEN ☒

SPORT COMMITTEE INCOME			
#	Item or Description	Budget Est.	Actual Cost
1	Entry Fees	\$ 2,200.00	\$ 1,800.00
2	Gate Proceeds		
3	Medals Returned - Refund		
4	Other (specify)		
	<b>TOTAL INCOME</b>	<b>\$ 2,200.00</b>	<b>\$ 1,800.00</b>

SPORT COMMITTEE COSTS			
#	Item or Description	Budget Est.	Actual Cost
1	Officials	\$ 720.00	\$ 525.34
2	Officials' Travel and Per Diem Expenses		
3	Minor Officials		
4	Facility Costs	\$ 675.00	\$ 674.34
5	Awards - Medallions (unit cost \$4.50)	\$ 540.00	\$ 540.00
6	Awards - Banners (unit cost \$40)	\$ 120.00	\$ 120.00
7	Office Supplies and Expenses		
8	Other (please list)		
	<b>TOTAL COSTS</b>	<b>\$ 2,055.00</b>	<b>\$ 1,859.68</b>
	<b>NET COSTS (Total Costs - Total Income)</b>	<b>\$ 145.00</b>	<b>-\$ 59.68</b>

**\*\*COSTS HAVE TO BE ENTERED AS NEGATIVE VALUES IN ORDER FOR NET COST CALCULATION TO WORK**

**NOTE:** Submit this form to your District Secretary in time for the NOSSA AGM in April along with your report

NORTHERN ONTARIO SECONDARY SCHOOLS' ATHLETICS  
**20<sub>21</sub> - 22 SPORT COMMITTEE FINANCIAL STATEMENT**

SPORT Soccer (A/AAA) BOYS ☒ GIRLS ☒ COED ☐  
 CONVENER Matt Cootes NOV ☐ JR ☒ SR ☒ OPEN ☐

SPORT COMMITTEE INCOME			
#	Item or Description	Budget Est.	Actual Cost
1	Entry Fees	\$2,795.00	\$2,795.00
2	Gate Proceeds		
3	Medals Returned - Refund		
4	Other (specify) SSMAA Fines	\$430.00	\$430.00
TOTAL INCOME		\$3,225.00	\$3,225.00

SPORT COMMITTEE COSTS			
#	Item or Description	Budget Est.	Actual Cost
1	Officials		-\$1,386.00
2	Officials' Travel and Per Diem Expenses		
3	Minor Officials		
4	Facility Costs	\$0.00	\$0.00
5	Awards - Medallions (unit cost \$4.50)		-\$720.00
6	Awards - Banners (unit cost \$40)		-\$160.00
7	Office Supplies and Expenses		
8	Other (please list) Food		-\$58.07
	Water		
	First Aid supplies - Ice		
TOTAL COSTS		\$2,795.00	-\$2,194.07
NET COSTS (Total Costs - Total Income)		\$1,246.93	\$ 900.93

West Ferris - to send entry fee cheque  
 Confederation - Charge back entry fee.



**NOSSA Soccer Results  
2021-22  
Jr/Sr Boys AAA, Girls A/AAA**

**Girls A Champion - L'Horizon (SDSSAA)**

Results

- Girls A Semi #1

L'Horizon - 5 (Kiara Levac 2, Kiana Levac 2, B. Dugas)

White Pines - 1 (A. Wessel)

- Girls A Semi #2

Confederation SS - 4 (K. Desrochers, A. Johnstone, C. Leduc 2)

ESC Algonquin - 0

- Girls A Final

L'Horizon - 7 (Kiara Levac 5, B. Dugas 2)

Confederation - 2 (T. McNeill, A. Walker)

**Girls AAA Champion - College Notre Dame (SDSSAA)**

Results

- Girls AAA Semi Final

West Ferris - 2 (K. Kerr 2)

LoEllen Park - 2 (S. Noble-Poland, S. Oommen)

West Ferris 3-2 on Penalties

- Girls AAA Final

College Notre Dame - 6 (N. Beijic 4, M. Weiman, A. Begic)

West Ferris - 2 (C. Hong)

**Jr Boys AAA Champion - LoEllen Park (SDSSAA)**

Results

- Jr Boys AAA Semi Final

St Joseph's Scollard Hall - 4 (A. Backer, W. Hanselman, N. Kozmick, G. Schiavo)

St Charles College - 0

- Jr Boys AAA Final

LoEllen Park - 1

St Joseph's Scollard Hall - 0

## **Sr Boys AAA Champion - St Charles College (SDSSAA)**

### **Results**

- **Sr Boys AAA Semi**

LoEllen Park - 2 ((M. Olanrewaju, D. Mazzuchin)

Chippewa - 0

- **Sr Boys AAA Final**

St Charles College - 4 (N. Cranston, B. Ragogna 2, K. Oduwole)

LoEllen Park - 1 (O. Qarqouz)

**NOSSA - 1/13/2023**  
**Team Rankings - Through Event 140**  
**Combined Team Scores**

Place	Team		Points
1	Lockerby Composite School	Lockerby Composite School	992
2	Marymount	Marymount	499
3	LoEllen Park SS	LoEllen Park SS	415
4	Elliot Lake SS	Elliot Lake SS	411
5	St Charles College	St Charles College	365
6	College Notre Dame	College Notre Dame	340
7	St Benedict's Catholic School	St Benedict's Catholic School	273
8	Confederation SS	Confederation SS	195
9	Lively District SS	Lively District SS	189
10	Esc Horizon	Esc Horizon	141
11	Lasalle SS	Lasalle SS	119
11	ES Macdonald Cartier	ES Macdonald Cartier	119
13	Northern Secondary School	Northern Secondary School	109
14	Sacre Coeur	Sacre Coeur	92
15	Bishop A Carter	Bishop A Carter	89
16	Sudbury Secondary School	Sudbury Secondary School	65
17	Esc Champlain	Esc Champlain	55
18	WC Eakett Secondary School	WC Eakett Secondary School	31
<b>Total</b>			<b>4,499.00</b>

NORTHERN ONTARIO SECONDARY SCHOOLS' ATHLETICS  
**20<sup>23</sup>-<sup>24</sup> SPORT COMMITTEE FINANCIAL STATEMENT**

SPORT Swimming BOYS ☐ GIRLS ☒ COED ☐  
 CONVENER Laura Stanyon and Janet Jorgensen, Lockerby MID ☒ JR ☒ SR ☒ OPEN ☐

SPORT COMMITTEE INCOME			
#	Item or Description	Budget Est.	Actual Cost
1	Entry Fees		
2	Gate Proceeds		
3	Medals Returned - Refund		\$189.00
4	Other (specify)		
TOTAL INCOME		\$0.00	\$189.00

SPORT COMMITTEE COSTS			
#	Item or Description	Budget Est.	Actual Cost
1	Officials		
2	Officials' Travel and Per Diem Expenses		
3	Minor Officials		
4	Facility Costs		-\$700.00
5	Awards - Medallions (unit cost \$4.50)		-\$900.00
6	Awards - Banners (unit cost \$40)		-\$80.00
7	Office Supplies and Expenses		
8	Other (please list) Ribbons		-\$300.00
	Volunteer food		-\$400.00
TOTAL COSTS		\$0.00	-\$2,380.00
NET COSTS (Total Costs - Total Income)		\$0.00	-\$2,191.00

**\*\*COSTS HAVE TO BE ENTERED AS NEGATIVE VALUES IN ORDER FOR NET COST CALCULATION TO WORK**

**NOTE:** Submit this form to your District Secretary in time for the NOSSA AGM in April along with your report

**Total number of entries recorded: 343 - Per event cost: \$6.39**  
**Summary of charges to each school attached.**



## NOSSA - 1/13/2023

## Team List

	Team	Female	Male	Total Athletes	Entries	Relay	Total
1	BAC Bishop A Carter	9	0	9	18	0	18
2	CND College Notre Dame	9	5	14	28	0	28
3	CON Confederation SS	3	4	7	14	1	15
4	ELL Elliot Lake SS	11	2	13	25	2	27
5	MAC ES Macdonald Cartier	3	2	5	8	0	8
6	ESCC Esc Champlain	2	0	2	4	0	4
7	ESCH Esc Horizon	5	1	6	14	0	14
8	LAS Lasalle SS	4	1	5	9	0	9
9	LDSS Lively District SS	6	3	9	17	1	18
10	LOC Lockerby Composite School	19	11	30	51	10	61
11	LOE LoEllen Park SS	7	7	14	28	2	30
12	MMT Marymount	15	0	15	29	4	33
13	NSS Northern Secondary School	4	0	4	8	1	9
14	ESAC Sacre Coeur	2	1	3	6	0	6
15	SBCS St Benedict's Catholic School	4	6	10	17	1	18
16	SCC St Charles College	9	12	21	34	4	38
17	SSS Sudbury Secondary School	2	1	3	5	0	5
18	UNAT Unattached	0	0	0	0	0	0
19	WCSS WC Eakett Secondary School	0	1	1	2	0	2
		114	57	171	317	26	343

RE: **NOSSA Swimming**  
**Fri, Jan 13 @ Howard Armstrong**  
**Sport Committee costs - \$6.39/event**

Please charge the amounts listed below to the respective schools.

**Total Amount: \$2,191.00**  
**Amount Charged to Participating Schools: \$2,191.00**

PUBLIC SCHOOLS	#	School Cost
Chelmsford	0	\$0.00
Confederation	15	\$95.82
Northern SS	9	\$57.49
Hanmer	0	\$0.00
Lasalle	9	\$57.49
Lively	18	\$114.98
Lockerby	61	\$389.65
Lo-Ellen	30	\$191.63
Macdonald Cartier	8	\$51.10
Elliot Lake	27	\$172.47
WC Eaket	2	\$12.78
Sudbury Secondary	5	\$31.94
<b>Public Total</b>	<b>184</b>	<b>\$1,175.35</b>
<b>ASSOC TOTAL</b>	<b>343</b>	<b>\$2,191.00</b>

CATHOLIC SCHOOLS	#	School Cost
Champlain	4	\$25.55
Sacré-Coeur	6	\$38.33
L'Horizon	14	\$89.43
Marymount	33	\$210.80
Notre Dame	28	\$178.86
Bishop Carter	18	\$114.98
St. Benedict	18	\$114.98
St. Charles	38	\$242.73
<b>Catholic Total</b>	<b>159</b>	<b>\$1,015.65</b>

**YOUR OPTIONS:**

- (a) direct payment to the SDSSAA treasurer  
 (b) collect from the team/party incurring the cost  
 (c) do nothing - for (b) and (c) the amount indicated will be included in your year-end statement of SDSSAA fees

A	B	C	D	E	F
<b>Boys Singles</b>					Score
Ryan O'Donnell	Chippewa	def.	Ovivier de la Riva	College Notre Dame	10-8
<b>Boys Doubles</b>					
Ryan and Connor Di Salle	Lo-Ellen Park	def.	Tristan Oh and Keaton Gervais	Chippewa	10-8
<b>Girls Singles</b>					
Andriana Nadeau	Scholard Hall	def	Madison Hollohan	St. Charles College	10-7
<b>Girls Doubles</b>					
Kianna D'Attilio and Kianna Trottier	L'Horizon	def	Zee Toulouse and Aspen Debassige	Manitoulin SS	10-0
<b>Mixed Doubles</b>					
Olivia Popp and Tristan Koch	Algonquin	def	Clara Dissanayake and Tyler Smith	Lo-Ellen Park SS	10-2
***All teams above have qualified for OFSAA tennis in Toronto from May 30 - June 1					

NORTHERN ONTARIO SECONDARY SCHOOLS' ATHLETICS  
**20<sup>22</sup>-<sup>23</sup> SPORT COMMITTEE FINANCIAL STATEMENT**

SPORT Tennis BOYS ☒ GIRLS ☒ COED ☒  
 CONVENER Dave Winsa, Lo-Ellen Park SS MID ☐ JR ☐ SR ☐ OPEN ☒

SPORT COMMITTEE INCOME			
#	Item or Description	Budget Est.	Actual Cost
1	Entry Fees		\$960.00
2	Gate Proceeds		
3	Medals Returned - Refund		
4	Other (specify)		
<b>TOTAL INCOME</b>		<b>\$0.00</b>	<b>\$960.00</b>

SPORT COMMITTEE COSTS			
#	Item or Description	Budget Est.	Actual Cost
1	Officials		
2	Officials' Travel and Per Diem Expenses		
3	Minor Officials		
4	Facility Costs		-\$1,024.01
5	Awards - Medallions (unit cost \$4.50)		-\$72.00
6	Awards - Banners (unit cost \$40)		-\$40.00
7	Office Supplies and Expenses		
8	Other (please list)		
<b>TOTAL COSTS</b>		<b>\$0.00</b>	<b>-\$1,136.01</b>
<b>NET COSTS (Total Costs - Total Income)</b>		<b>\$0.00</b>	<b>-\$176.01</b>

**\*\*COSTS HAVE TO BE ENTERED AS NEGATIVE VALUES IN ORDER FOR NET COST CALCULATION TO WORK**

**NOTE:** Submit this form to your District Secretary in time for the NOSSA AGM in April along with your report

## 2022 Track and Field Convenor's Report

Convenor: Kim Polichicio – Korah C&VS

Date: Wednesday May 25, 2022 – Thursday May 26, 2022

Location: Jo Forman Track, Sault Ste. Marie

Results: Full set of results can be found on NOSSA website.

Category	Team	Individual
Novice Girls	St. Marys College	Lucia Salmaso Marymount Academy
Novice Boys	Lo-Ellen Park SS	Nicho Labrecque Lo-Ellen Park SS
Junior Girls	Manitoulin SS	Maren Kasunich Manitoulin SS
JuniorBoys	Lo-Ellen Park SS	Liam Carruthers Chippewa SS
Senior Girls	Korah C&VS	Sophie Hietkamp Manitoulin SS
Senior Boys	Lo-Ellen Park SS	Kaeden Ward Lo-Ellen Park SS
Girls Aggregate	Lo-Ellen Park SS	
Boys Aggregate	Lo-Ellen Park SS	
Overall Aggregate	Lo-Ellen Park SS	



NORTHERN ONTARIO SECONDARY SCHOOLS' ATHLETICS  
**2022 - 23 SPORT COMMITTEE FINANCIAL STATEMENT**

SPORT Track and Field BOYS ☒ GIRLS ☒ COED ☐  
 CONVENER Kim Policicchio NOV ☒ JR ☒ SR ☒ OPEN ☐

SPORT COMMITTEE INCOME			
#	Item or Description	Budget Est.	Actual Cost
1	Entry Fees		\$2,529.75
2	Gate Proceeds		
3	Medals Returned - Refund		
4	Other (specify)		
TOTAL INCOME		\$0.00	\$2,529.75

SPORT COMMITTEE COSTS			
#	Item or Description	Budget Est.	Actual Cost
1	Officials		
2	Officials' Travel and Per Diem Expenses		
3	Minor Officials		
4	Facility Costs		-\$350.00
5	Awards - Medallions (unit cost \$4.50)		-\$825.00
6	Awards - Banners (unit cost \$40)		-\$120.00
7	Office Supplies and Expenses		-\$365.38
8	Other (please list) Food		-\$478.53
	Individual Trophies		-\$337.73
TOTAL COSTS		\$0.00	-\$2,476.64
NET COSTS (Total Costs - Total Income)		\$53.11	\$53.11

**\*\*COSTS HAVE TO BE ENTERED AS NEGATIVE VALUES IN ORDER FOR NET COST CALCULATION TO WORK**

**NOTE:** Submit this form to your District Secretary in time for the NOSSA AGM in April along with your report

## **NOSSA Junior Boys 'A' Volleyball Convenors Report**

**Hosted by:**

**Manitoulin Secondary School**

**Manitoulin Island, ON**

**November 18, 2022**

**Event held at Manitoulin Secondary School**

**1. Champions:**

**Les Aigles de É.sc l'Horizon**

- 2. No issues to report. The championship ran smoothly.**
- 3. No recommendations for changes for next year.**

NORTHERN ONTARIO SECONDARY SCHOOLS' ATHLETICS  
**2022 - 23 SPORT COMMITTEE FINANCIAL STATEMENT**

SPORT A Volleyball BOYS ☒ GIRLS ☐ COED ☐  
 CONVENER Jordan Smith, Manitoulin SS NOV ☐ JR ☒ SR ☐ OPEN ☐

SPORT COMMITTEE INCOME			
#	Item or Description	Budget Est.	Actual Cost
1	Entry Fees	\$1,020.00	\$1,020.00
2	Gate Proceeds		
3	Medals Returned - Refund		
4	Other (specify)		
	<b>TOTAL INCOME</b>	<b>\$1,020.00</b>	<b>\$1,020.00</b>

SPORT COMMITTEE COSTS			
#	Item or Description	Budget Est.	Actual Cost
1	Officials	-\$700.00	-\$630.00
2	Officials' Travel and Per Diem Expenses	-\$150.00	-\$130.05
3	Minor Officials	-\$50.00	-\$40.00
4	Facility Costs		
5	Awards - Medallions (unit cost \$4.50)	-\$135.00	-\$135.00
6	Awards - Banners (unit cost \$40)	-\$40.00	-\$40.00
7	Office Supplies and Expenses		
8	Other (please list)		
	lunch for minor officials		-\$40.00
	<b>TOTAL COSTS</b>	<b>-\$55.00</b>	<b>-\$1,015.05</b>
	<b>NET COSTS (Total Costs - Total Income)</b>	<b>\$4.95</b>	<b>\$4.95</b>

**\*\*COSTS HAVE TO BE ENTERED AS NEGATIVE VALUES IN ORDER FOR NET COST CALCULATION TO WORK**

**NOTE:** Submit this form to your District Secretary in time for the NOSSA AGM in April along with your report

## **NOSSA Senior Boys 'A' Volleyball Convenors Report**

**Hosted by:**

**Manitoulin Secondary School**

**Manitoulin Island, ON**

**November 17, 2022**

**Event held at Manitoulin Secondary School**

**1. Champions:**

**Les Aigles de É.sc l'Horizon**

- 2. No issues to report. The championship ran smoothly.**
- 3. No recommendations for changes for next year.**

NORTHERN ONTARIO SECONDARY SCHOOLS' ATHLETICS  
**2022-23 SPORT COMMITTEE FINANCIAL STATEMENT**

SPORT A Volleyball BOYS ☒ GIRLS ☐ COED ☐  
 CONVENER Jordan Smith, Manitoulin SS NOV ☐ JR ☐ SR ☒ OPEN ☐

SPORT COMMITTEE INCOME				
#	Item or Description	Budget Est.	Actual Cost	
1	Entry Fees	\$1,060.00	\$1,060.00	
2	Gate Proceeds			
3	Medals Returned - Refund			
4	Other (specify)			
TOTAL INCOME		\$1,060.00	\$1,060.00	

SPORT COMMITTEE COSTS				
#	Item or Description	Budget Est.	Actual Cost	
1	Officials	-\$700.00	-\$640.00	
2	Officials' Travel and Per Diem Expenses	-\$200.00	-\$205.53	
3	Minor Officials	-\$50.00	-\$40.00	
4	Facility Costs			
5	Awards - Medallions (unit cost \$4.50)	-\$135.00	-\$135.00	
6	Awards - Banners (unit cost \$40)	-\$40.00	-\$40.00	
7	Office Supplies and Expenses			
8	Other (please list)			
TOTAL COSTS		-\$65.00	-\$1,060.53	
NET COSTS (Total Costs - Total Income)		-\$0.53	-\$0.53	

**\*\*COSTS HAVE TO BE ENTERED AS NEGATIVE VALUES IN ORDER FOR NET COST CALCULATION TO WORK.**

**NOTE:** Submit this form to your District Secretary in time for the NOSSA AGM in April along with your report

# NOSSA B -Boys Volleyball 2022 Championship

## Final Convenor's Report

**Host:** F.J.McElligott Secondary School, Mattawa, ON

**Convenor:** Erin Bourgeois (erin.bourgeois@nearnorthschools.ca)

**Date:** Thursday, November 17<sup>th</sup>

1- Mattawa	2- Notre Dame du Sault	3-ES Jeunesse Nord	4-ES Hanmer
Thursday, November 17 <sup>th</sup>			
9:00		1 vs 4	
10:15		2 vs 3	
11:30		1 vs 3	
12:45		2 vs 4	
2:00		1 vs 2	
3:15		3 vs 4	
4:30		3 vs 4	

Names of winning coaches: Anne Blanchette

Problems encountered: N/A

Recommendations for next year: N/A

Financial Statement: **See attached**

NORTHERN ONTARIO SECONDARY SCHOOLS' ATHLETICS  
**2022 - 23 SPORT COMMITTEE FINANCIAL STATEMENT**

SPORT Volleyball - NOSSA B BOYS ☒ GIRLS ☒ COED ☐  
 CONVENER Erin Bourgeois(FJMcElligott SS) NOV ☐ JR ☐ SR ☐ OPEN ☒

SPORT COMMITTEE INCOME			
#	Item or Description	Budget Est.	Actual Cost
1	Entry Fees		\$1,285.00
2	Gate Proceeds		
3	Medals Returned - Refund		
4	Other (specify)		
TOTAL INCOME		\$0.00	\$1,285.00

SPORT COMMITTEE COSTS			
#	Item or Description	Budget Est.	Actual Cost
1	Officials	\$640.00	-\$640.00
2	Officials' Travel and Per Diem Expenses	\$150.00	-\$150.00
3	Minor Officials	\$120.00	-\$120.00
4	Facility Costs		
5	Awards - Medallions (unit cost \$4.50)	\$135.00	-\$135.00
6	Awards - Banners (unit cost \$40)	\$40.00	-\$40.00
7	Office Supplies and Expenses		
8	Other (please list) Pizza, Donuts, Coffee, Gatorade	\$200.00	-\$200.00
TOTAL COSTS		\$1,285.00	-\$1,285.00
NET COSTS (Total Costs - Total Income)		\$0.00	\$0.00

**\*\*COSTS HAVE TO BE ENTERED AS NEGATIVE VALUES IN ORDER FOR NET COST CALCULATION TO WORK**

**NOTE:** Submit this form to your District Secretary in time for the NOSSA AGM in April along with your report



# É.s. du Sacré-Coeur NOSSA B Volleyball 2023 Championship

## Schools/Associations
















A. École secondaire de la Rivière-des-Français (SDSSAA) 

B. École secondaire Notre-Dame-du-Sault (SSSAA) 

C. École secondaire catholique Élisabeth-Bruyère/ F.J. McElligott S.S. (NDA) 

D. École catholique La Renaissance (NSSSA) 



Saturday Feb 25 <sup>th</sup> 2023	
9:00	 A vs D 
10:15	 B vs C  
11:30	 A vs C  
12:45	 B vs D 
2:00	 A vs B 
3:15	  C vs D 
<b>Final ranking of pool play:</b> 1. É.s. Notre-Dame du Sault (SSSAA) 2. Mattawa (NDA) 3. É. s. de la Rivière-des-Français (SDSSAA) 4. É. s. École catholique La Renaissance (NSSSA)	
4:30	Championship Game 1 <sup>st</sup> É.s. Notre-Dame du Sault (SSSAA) vs 2 <sup>nd</sup> Mattawa (NDA)
<b>Champs</b>	É.s. Notre-Dame du Sault (SDSSAA)



NORTHERN ONTARIO SECONDARY SCHOOLS' ATHLETICS  
**202 - 3 SPORT COMMITTEE FINANCIAL STATEMENT**

SPORT Volleyball - Girls Open B BOYS ☐ GIRLS ☒ COED ☐  
 CONVENER Marc Bertrand NOV ☐ JR ☐ SR ☐ OPEN ☒

SPORT COMMITTEE INCOME			
#	Item or Description	Budget Est.	Actual Cost
1	Entry Fees	\$1,100.00	\$1,100.00
2	Gate Proceeds		
3	Medals Returned - Refund		
4	Other (specify)		
	<b>TOTAL INCOME</b>	<b>\$1,100.00</b>	<b>\$1,100.00</b>

SPORT COMMITTEE COSTS			
#	Item or Description	Budget Est.	Actual Cost
1	Officials	-\$630.00	-\$662.00
2	Officials' Travel and Per Diem Expenses		
3	Minor Officials		
4	Facility Costs		
5	Awards - Medallions (unit cost \$4.50)	-\$135.00	-\$135.00
6	Awards - Banners (unit cost \$40)	-\$40.00	-\$40.00
7	Office Supplies and Expenses		
8	Other (please list) Food	-\$200.00	-\$297.39
	VCor v-ball	-\$90.00	\$0.00
	<b>TOTAL COSTS</b>	<b>\$5.00</b>	<b>-\$1,134.39</b>
	<b>NET COSTS (Total Costs - Total Income)</b>	<b>-\$34.39</b>	<b>-\$34.39</b>

**\*\*COSTS HAVE TO BE ENTERED AS NEGATIVE VALUES IN ORDER FOR NET COST CALCULATION TO WORK**

**NOTE:** Submit this form to your District Secretary in time for the NOSSA AGM in April along with your report

**NOSSA CONVENER'S REPORT**  
**Girls A Volleyball**

1. N.O.S.S.A. results
  - a. JUNIORS: **E.s.c. l'Horizon** beat Manitoulin Secondary School (25-19, 25-9)
  - b. SENIORS: **E.s.c. l'Horizon** beat Franco-Cité (26-24, 25-23, 17-25, 11-25, 15-10)
  - c. Names of trophy winners, if applicable: N/A
2. Names of winning coaches
  - a. JUNIORS: Guy Perreault, Chantal Trépanier
  - b. SENIORS : Patrick Gervais, Lynn Mageau-Gauthier
3. Problems encountered this year
  - a. None
4. Recommendations for next year
  - a. None
5. Financial statement: Please submit the form indicating actual costs. You must decide with your sport committee how the total costs for your sport will be shared by the participating schools (ie. per team, per competitor or per competitor\event).
  - a. Included
6. Include the following on a separate page:
  - a. Playing regulation updates - Ensure that redundant information is deleted and new regulations submitted for next year.
  - b. Notices of motion to change constitutions for:
    - i. N.O.S.S.A.
    - ii. O.F.S.A.A.

NORTHERN ONTARIO SECONDARY SCHOOLS' ATHLETICS  
**2022 -23 SPORT COMMITTEE FINANCIAL STATEMENT**

SPORT Volleyball BOYS ☐ GIRLS ☒ COED ☐  
 CONVENER Patrick Gervais NOV ☐ JR ☒ SR ☒ OPEN ☐

SPORT COMMITTEE INCOME			
#	Item or Description	Budget Est.	Actual Cost
1	Entry Fees	\$2800	\$2800
2	Gate Proceeds		
3	Medals Returned - Refund		
4	Other (specify)		
<b>TOTAL INCOME</b>		<b>\$2800</b>	<b>\$2800</b>

SPORT COMMITTEE COSTS			
#	Item or Description	Budget Est.	Actual Cost
1	Officials	\$1400	\$1333.50
2	Officials' Travel and Per Diem Expenses		
3	Minor Officials		
4	Facility Costs		
5	Awards - Medallions (unit cost \$4.50)	\$270	\$270
6	Awards - Banners (unit cost \$40)	\$80	\$80
7	Office Supplies and Expenses		
8	Other (please list)		
	Volleyballs	\$600	\$626.76
	Officials Food	\$400	\$374.67
<b>TOTAL COSTS</b>		<b>\$2750</b>	<b>\$2684.93</b>
<b>NET COSTS (Total Costs - Total Income)</b>		<b>\$50</b>	<b>\$115.07</b>

**\*\*COSTS HAVE TO BE ENTERED AS NEGATIVE VALUES IN ORDER FOR NET COST CALCULATION TO WORK**

**NOTE:** Submit this form to your District Secretary in time for the NOSSA AGM in April along with your report

NORTHERN ONTARIO SECONDARY SCHOOLS' ATHLETICS  
**20<sub>22</sub> - 23 SPORT COMMITTEE FINANCIAL STATEMENT**

SPORT Girls' Volleyball BOYS ☐ GIRLS ☒ COED ☐  
 CONVENER Nancy Cirullo - St. Joseph-Scollard Hall NOV ☐ JR ☒ SR ☒ OPEN ☐

SPORT COMMITTEE INCOME			
#	Item or Description	Budget Est.	Actual Cost
1	Entry Fees	\$2,800.00	\$2,800.00
2	Gate Proceeds		
3	Medals Returned - Refund		
4	Other (specify)		
	<b>TOTAL INCOME</b>	<b>\$2,800.00</b>	<b>\$2,800.00</b>

SPORT COMMITTEE COSTS			
#	Item or Description	Budget Est.	Actual Cost
1	Officials	\$1,366.00	-\$1,328.00
2	Officials' Travel and Per Diem Expenses	\$200.00	-\$150.00
3	Minor Officials	\$300.00	-\$310.00
4	Facility Costs	\$0.00	\$0.00
5	Awards - Medallions (unit cost \$4.50)	\$270.00	-\$270.00
6	Awards - Banners (unit cost \$40)	\$80.00	-\$80.00
7	Office Supplies and Expenses	\$65.00	-\$88.13
8	Other (please list) Food for Score Keepers & linesmen	\$200.00	-\$205.16
	Game Balls x 3	\$330.00	-\$363.97
	<b>TOTAL COSTS</b>	<b>\$5,611.00</b>	<b>-\$2,795.26</b>
	<b>NET COSTS (Total Costs - Total Income)</b>	<b>\$4.74</b>	<b>\$4.74</b>

**\*\*COSTS HAVE TO BE ENTERED AS NEGATIVE VALUES IN ORDER FOR NET COST CALCULATION TO WORK**

**NOTE:** Submit this form to your District Secretary in time for the NOSSA AGM in April along with your report

# Girls' AAA Volleyball

**Convenor:** Terri Lyn Della Penta  
**Location:** Superior Heights C. & V.S.  
**Date:** Friday, February 24, 2023

## Entries

### Junior

Korah  
Lo-Ellen Park  
Marymount  
St. Mary's College

### Senior

Confederation  
Lockerby  
St. Mary's College  
Superior Heights

## Results

### Junior:

After round robin play, Lo-Ellen park placed first going undefeated; St. Mary's was second; Marymount placed third and Korah ended up in fourth place.

The St. Mary's Knights defeated the Lo-Ellen Park Knights in two straight sets; 27-25 and 25-23 in the final game. Congratulations to the SMC Knights for capturing the Junior Girls AAA NOSSA title!

### Senior

After round robin play, the Chargers went undefeated and faced off against the Vikings in the championship game. The Knights and the Steelhawks ended up third and fourth respectively.

In the final game, the Confederation Chargers defeated the Lockerby Vikings 3-0; 25-17, 25-16, 25-14.

Congratulations to all the teams, it was an exciting day of volleyball!

## Issues/Problems/Concerns:

No issues or concerns were raised at the time, prior to the competition there was some worry about transportation for Sudbury Teams, however it all worked out.

Provincially rated officials were needed as Sault Ste. Marie does not have enough according to our constitution, so two officials were brought in from Sudbury. We also used officials to line the championship games.

Thank you to all the volunteers and everyone for helping to run a smooth NOSSA.

Terri Lyn Della Penta  
Convenor  
Financial report attached.

NORTHERN ONTARIO SECONDARY SCHOOLS' ATHLETICS  
**2022 - 23 SPORT COMMITTEE FINANCIAL STATEMENT**

SPORT Girls AAA Volleyball BOYS ☐ GIRLS ☒ COED ☐  
 CONVENER Terri Lyn Della Penta NOV ☐ JR ☒ SR ☒ OPEN ☐

SPORT COMMITTEE INCOME			
#	Item or Description	Budget Est.	Actual Cost
1	Entry Fees	\$350.00	\$2,800.00
2	Gate Proceeds		
3	Medals Returned - Refund	\$0.00	\$0.00
4	Other (specify)		
	<b>TOTAL INCOME</b>	<b>\$350.00</b>	<b>\$2,800.00</b>

SPORT COMMITTEE COSTS			
#	Item or Description	Budget Est.	Actual Cost
1	Officials	\$1,300.00	-\$1,270.00
2	Officials' Travel and Per Diem Expenses		-\$183.00
3	Minor Officials		-\$382.00
4	Facility Costs	\$200.00	-\$200.00
5	Awards - Medallions (unit cost \$4.50)		-\$270.00
6	Awards - Banners (unit cost \$40)		-\$80.00
7	Office Supplies and Expenses	\$100.00	-\$100.00
8	Other (please list) coffee, muffins and lunch for officials and coaches	\$300.00	-\$268.73
	<b>TOTAL COSTS</b>	<b>\$2,250.00</b>	<b>-\$2,753.73</b>
	<b>NET COSTS (Total Costs - Total Income)</b>	<b>\$46.27</b>	<b>\$46.27</b>

**\*\*COSTS HAVE TO BE ENTERED AS NEGATIVE VALUES IN ORDER FOR NET COST CALCULATION TO WORK**

**NOTE:** Submit this form to your District Secretary in time for the NOSSA AGM in April along with your report