

N.O.S.S.A Badminton 2008

Elliot Lake, April 18 / 19

E.L.S.S / V.F.J

It was our pleasure hosting N.O.S.S.A Badminton in Elliot Lake this spring. With the addition to the V.F.J gymnasium we now have 8 courts combined in our schools. The coaches and athletes behaved with class and enjoyed excellent competition.

Please find enclosed in this package the: NOSSA results, school and district winners, athletes going to OFSAA (and their coaches), and the financial statement.

The only problem we encountered this year was that I did not randomly select the placements of the 1st and 2nd seeds from the four regions for each event. This lead to the same regions being in the same half of the brackets for all events. I really appreciate the patience of the coaches as we worked through this glitch. Luckily the double elimination format helped to decrease the magnitude of this scheduling error. There is a motion to NOSSA this year to clarify this seeding format in the constitution.

Recommendations for next year are presented in the four motions to NOSSA for 2008 from our Badminton coaches meeting. They are to: increase fee's to \$ 10 per athlete, add "for each event" to the seeding format, add a Chief Referee to NOSSA Badminton, and to ensure that doubles and mixed players from the same team must wear matching, solid coloured shorts.

Respectfully submitted,

Tom O'Grady
Elliot Lake Secondary School

NORTHERN ONTARIO SECONDARY SCHOOLS' ATHLETICS
200 - 8 SPORT COMMITTEE FINANCIAL STATEMENT

SPORT Badminton

BOYS ☒ GIRLS ☒ COED ☒

CONVENER Tom O'Grady, ELSS

MID ☒ JR ☒ SR ☒ OPEN ☐

SPORT COMMITTEE INCOME			
#	Item or Description	Budget Est.	Actual Cost
1	Entry Fees	\$1,344.00	\$1,344.00
2	Gate Proceeds	\$0.00	\$0.00
3	Medals Returned - Refund	\$0.00	\$0.00
4	Other (specify)		
TOTAL INCOME		\$1,344.00	\$1,344.00

SPORT COMMITTEE COSTS			
#	Item or Description	Budget Est.	Actual Cost
1	Officials		\$0.00
2	Officials' Travel and Per Diem Expenses		\$0.00
3	Minor Officials		\$0.00
4	Facility Costs		\$0.00
5	Awards - Medallions		-\$144.00
6	Awards - Banners		-\$45.00
7	Office Supplies and Expenses		-\$100.00
8	Other (please list) Nets, two locations		-\$225.00
	First Aid		-\$25.00
	Birds		-\$675.00
	Coaches Refreshments		-\$150.00
TOTAL COSTS		\$1,344.00	-\$1,364.00
NET COSTS (Total Costs - Total Income)		-\$20.00	-\$20.00

****COSTS HAVE TO BE ENTERED AS NEGATIVE VALUES IN ORDER FOR NET COST CALCULATION TO WORK**

NOTE: Submit this form to your District Secretary in time for the NOSSA AGM in April along with your report

NOSSA Badminton Results (2008)

Individual Results

Midget		
Men's Singles	Ladies' Singles	Mixed Doubles
1. Garrett Duff (St Ben) 2. Tancred Thomas (St Ben) 3. Etienne Pepin ((ESCA) 4. Jake Tougus (WFSS) T5. Chad Grenier (EHS) T5. John Fritz (KOR)	1. Chelsea Smith (SMC) 2. Bridget Tancredi (SJSH) 3. Carly Turcotte (WSS) 4. Brigitte Gelinass (Mac Cart) T5. Liza Ritchie (WP) T5.Chloe Vaillancoourt (Mac Cartier)	1. Karolyne Blaine/Joshua Demore (Mac Cartier) 2.Charlotte Perron/Nicholas Primeau (ESFC) 3. Jordan Fitzgerald/Matt Dykstra (LoE) 4. Shelby Romain/Phil Jaakkola (FJM) T5.Catherine Mallinger/Colin Booth (SJD) T5.Carissa Skaleki/Spencer Philips (SJD)
Men's Doubles	Ladies' Doubles	
1. Nathan Philips/Bruce Chiblow (EHS) 2. Andrew Roussy/Mason Muncaster (EHS) 3. Ian Walker/Alex Fievoli (LoE) 4. Adam Hopfquarter/Esa Pulkennen (KOR) T5.Cody Lacelle/Josh Dimick (FJM) T5.Mitchell Nisbet/Matt Maidra (KOR)	1.Haley Allen/Reb Rowe (KOR) 2. Steph Cicchello/Riley Linklater (SJD) 3. Carrie Beaver/Karrie Schultz (WFSS) 4. Caray Ford/Lexie Lajambe (CASS) T5.Jade Huffman/Kelsy Huffman (LoE) T5.Allysa Johnston/Brittany Montpellier (VFJ)	

Junior

Men's Singles	Ladies' Singles	Mixed Doubles
1. Brendan Lafontaine (CSS) 2. Alenandre Sylvestre (ODY) 3. Kevin Wiseman (LoE) 4. Dylan Rheault (LoE) T5. Quinton Burrows (SJD) T5. Matt Leask (Bawating)	1. Erin Agnihotri (Marymount Academy) 2. Jenny Kuchni (CSS) 3. Emilie Courchesne (ESFC) 4. Anna McDonald (St. Charl) T5. Nicole Maione (KOR) T5. Katie Glassford (SJD)	1. Danielle Perreault/Eric Gelinas (FJM) 2. Emilie Guerin/Michel Dumont (ESFC) 3. Alex Laudadio/ Jordan Dubois (SJD) 4. Mede Menard/Dani Lajeunesse (JN) T5. Mason Morningstar/Sarah Gosselin (Sacre Couer) T5. Laura Sparrows/Cam Coulter (SJD)
Men's Doubles	Ladies' Doubles	
1. Craig Bentley/Brad Neilsen (EHS) 2. Sparsh Kundan/Rhys Jarvis (LoE) 3. Makarchyk/McKenny (SJD) 4. Cameron/Cushing (NSS) T5. Blais/Dufresne (ESCA) T5. Mispel-Boyer/Dugas (NDGL)	1. Cori Toshack/Caitlin Hebert (CSS) 2. Michelle Goulard/Chantal Perron (ESFC) 3. Peters/Podlatis (CSS) 4. Lafreniere/Bellard (Loc) T5. Kennepohl/McCoy (WCE) T5. Lefleur/Hamar (KOR)	

Senior		
Men's Singles	Ladies' Singles	Mixed Doubles
1. Ian Rooney (KOR) 2. Adam D`Agostino (SMC) 3. Dustin Mitchell (Las) 4. Patrick Michell (CND) T5.Misha Belter (FJM) T5.Brandon Ominika (WHS)	1. Suzi Yan (KOR) 2. Emily Buechli (ESFC) 3. Jenna Dupuis (Fr River) 4. Lucia Demarco (SJSH) T5.Julie Vasser (LoE) T5.Emma Tallman (MSS)	1. Kayla Odorizzi/Scott Hopkin (KOR) 2. Kelly Tyndall/Scott Wiseman (LoE) 3. Bucknell/Myers (CASS) 4. McCaig/Grondin (KOR) T5. Merk/Eady (ELSS) T5. Walker/Ball (LoE)
Men's Doubles		Ladies' Doubles
1. Justin Richardson/Adam Constanineau (Mac Cartier) 2. Keiran Crouch/Rob Shaw (CSS) 3.Erik Allen/Ryan Pictrozikoivs (KOR) 4.Justin Burton/Matt Jodouin (FJM) T5.Dillon Ridley/Stephane Lajambe (CASS) T5.Antonio Raford-paz/J.F. Renaud (Mac C)		1.Sylvie Dalcourt/Lianna Battistoni (LoE) 2.MichellFlynn/Lakeisha Gelinias (FJM) 3.Lisa Lahaie/Janelle Fortin (Fr River) 4.Jillian Callahan/Sarah Trottier (ESCA) T5.Alexa Smith/Jessica Bayer (KOR) T5.Sammy-Jo Evoy/Shannon McLean (CASS)

Trophies

Midget Team Champion (The Larry Bobbie Trophy) 1. Espanola 10 2. St. Bennedicts 9 3. Korah 9	Junior Team Champion (The Jim Muchmore Trophy) 1. Chippewa 12 2. Franco Cite 10 3. Sir James Dunn 9	Senior Team Champion (The Bumbacco Trophy) 1. Korah 21 2. LoEllen 11 3. F.J.McElligott 7
Combined Team Champion (The Steve Chen Trophy) 1. Korah 32 2. LoEllen 25 3. Franco-Cite 20		
Overall District Winner (The Lucio Fabris Trophy) 1. North Bay 78 2. Sudbury 71 3. Sault Ste Marie 59		

North Bay																			
	Midget						Junior						Senior						overall total
	ladies singles	mens singles	ladies doubles	mens doubles	mixed	midget total	ladies singles	mens singles	ladies doubles	mens doubles	mixed	junior total	ladies singles	mens singles	ladies doubles	mens doubles	mixed	senior total	
St. Joseph Scollard Hall (SJSH)	4					4						0	2					2	6
Widdifield (WSS)						0						0						0	0
West Ferris (SFSS)	3	2	3			8						0						0	8
Algonquin (ESCA)		3				3						0			2			2	5
F.J. McElligott (FJM)				1	2	3					5	5		1	4	2		7	15
Franco-Cîte (ESFC)					4	4	3		4	1	4	12	4					4	20
Chippewa (CSS)						0	4	5	5			14				4		4	18
L'Odysee (ODY)						0		4				4						0	4
Northern (NSS)						0				2		2						0	2
													Overall District Total						78

North Shore																			
	Midget						Junior						Senior						overall total
	ladies singles	mens singles	ladies doubles	mens doubles	mixed	midget total	ladies singles	mens singles	ladies doubles	mens doubles	mixed	junior total	ladies singles	mens singles	ladies doubles	mens doubles	mixed	senior total	
Elliot Lake (ELSS)						0						0					1	1	1
Central Algoma (CASS)			2			2						0			1	1	3	5	7
Manitoulin (MSS)						0						0	1					1	1
Espanola (EHS)		1		9		10			3	5		8						0	18
W.C. Eaket (WCE)						0			1			1						0	1
Jeunesse Nord (J-N)						0					2	2						0	2
Villa Francaise des Jeunes (VFJ)			1			1						0						0	1
Franco-Ouest						0						0						0	0
Wasse-Abin						0						0		1				1	1
													Overall District Total						32

Sault Ste Marie

	Midget						Junior						Senior						overall total
	ladies singles	mens singles	ladies doubles	mens doubles	mixed	midget total	ladies singles	mens singles	ladies doubles	mens doubles	mixed	junior total	ladies singles	mens singles	ladies doubles	mens doubles	mixed	senior total	
Korah (KOR)		1	5	3		9	1		1			2	5	5	1	3	7	21	32
Sir James Dunn (SJD)			4		2	6	1	1		3	4	9						0	15
Bawating						0		1				1						0	1
St. Mary's (St. M)	5					5						0		4				4	9
St. Basil (St. B)						0						0						0	0
White Pines (WP)	1					1						0						0	1
Notre Dame De Grands Lac (NDGL)						0				1		1						0	1
													Overall District Total						59

Sudbury																			
	Midget						Junior						Senior						overall total
	ladies singles	mens singles	ladies doubles	mens doubles	mixed	midget total	ladies singles	mens singles	ladies doubles	mens doubles	mixed	junior total	ladies singles	mens singles	ladies doubles	mens doubles	mixed	senior total	
MacDonald Cartier	3				5	8						0				6		6	14
St. Bennedicts		9				9						0						0	9
Sacre Couer						0					1	1						0	1
French River						0						0	3		3			6	6
LoEllen (LoE)			1	3	3	7		3		4		7	1		5		5	11	25
Lasalle (Las)						0		2				2		3				3	5
College Notre Dame (CND)						0						0						0	0
Lockerby (Loc)						0			2			2		2				2	4
Marymount Academy						0	5					5						0	5
St. Charles						0	2					2						0	2
													Overall District Total						71

<p>Association Name -----></p>

Enter the Association Convener Information in these three outlined cells

Association Convener ----->	
Home Phone Number ----->	

Enter the names of your Association's qualifying players (and their partners for doubles)
 In the Rank column, indicate their finish at their Association Championships 1 or 2
 Place an asterisk (*) in Seed Request? if team is deserving of consideration for one of th

Association	Assoc. Rank	Player Firstname Lastname	Partner Firstname Lastname	Event
NOSSA	1	Ian Roney		Men's Singles
NOSSA	2	Adam D'Agostino		Men's Singles
NOSSA	1	Suzi Jan		Women's Singles
NOSSA	2	Emily Buechli		Women's Singles
NOSSA	1	Adam Constantineau	Justin Richardson	Men's Doubles
NOSSA	2	Rob Shaw	Keiran Crouch	Men's Doubles
NOSSA	1	Sylvie Dalcourt	Lianna Battistoni	Women's Doubles
NOSSA	2	MichelleFlynn	Lakeisha G��linas	Women's Doubles
NOSSA	1	Kayla Odorizzi	Scott Hopkin	Mixed Doubles
NOSSA	2	Kelly Tyndall	Scott Wiseman	Mixed Doubles

Entry Deadline of 8:00 p.m. on Thursday, April 24th, 2008

Save this file as **OFSAEntriesXXXXX** on your desktop
 where XXXXX is your **Association code**

(eg. SOSSA Entries would be saved as **OFSAEntriesSOSSA.xls**)

Send me an email or fax with this Association Entries file attached

Email: pierre.blanchard@dsbn.edu.on.ca or Fax#: (905) 358-0788

<input type="text"/>

<input type="text"/>

<----- email address

the top 8 seeds in this OFSAA tournament

Seed Request?	School	Coaches' Name(s)
*	Korah Collegiate and Vocational School	Janis Hogan
	St. Mary's College	Tony D'Agostino
	Korah Collegiate and Vocational School	Janis Hogan
	E. S. Franco - Cité	Brigitte Marleau
	E. S. Macdonald - Cartier	Lorraine Legault
	Chippewa Secondary School	James Munro
	Lo-Ellen Park Secondary School	Bob Pilon
	E.S. F.J. McElligott	Suzanne L. Martel
Top 3	Korah Collegiate and Vocational School	Janis Hogan
	Lo-Ellen Park Secondary School	Bob Pilon

NORTHERN ONTARIO SECONDARY SCHOOLS' ATHLETICS
20 08 - 09 SPORT COMMITTEE FINANCIAL STATEMENT

SPORT BOYS BASKETBALL - "A" NOSSA
 CONVENER FRANK ROCCA - ST. BENEDICT C.S.S.

BOYS ☒ GIRLS ☐ COED ☐
 MID ☐ JR ☒ SR ☒ OPEN ☐

SPORT COMMITTEE INCOME			
#	Item or Description	Budget Est.	Actual Cost
1	Entry Fees	\$1,840.00	\$1,840.00
2	Gate Proceeds	\$0.00	\$0.00
3	Medals Returned - Refund	\$0.00	\$0.00
4	Other (specify)	\$0.00	\$0.00
	TOTAL INCOME	\$1,840.00	\$1,840.00

SPORT COMMITTEE COSTS			
#	Item or Description	Budget Est.	Actual Cost
1	Officials	-\$1,080.00	-\$1,080.00
2	Officials' Travel and Per Diem Expenses		
3	Minor Officials	-\$240.00	-\$240.00
4	Facility Costs	\$0.00	\$0.00
5	Awards - Medallions	-\$180.00	-\$180.00
6	Awards - Banners	\$0.00	\$0.00
7	Office Supplies and Expenses	-\$50.00	-\$50.00
8	Other (please list) 1st Aid supplies...		
	Tape, Pre-wrap, Ice Packs	-\$100.00	-\$100.00
	TOTAL COSTS	\$190.00	-\$1,650.00
	NET COSTS (Total Costs - Total Income)	\$190.00	\$190.00

****COSTS HAVE TO BE ENTERED AS NEGATIVE VALUES IN ORDER FOR NET COST CALCULATION TO WORK**

NOTE: Submit this form to your District Secretary in time for the NOSSA AGM in April along with your report

Monday, March 23, 2009

To the NOSSA Committee:

The 2008-09 NOSSA "AA" Boy's Basketball Championships that were held in North Bay at Widdifield S.S. went very well.

As convenor, I have no recommendations to put forth or anything to report.

Congratulations to this year's champions which were St. Mary's at the Junior level and St. Basil's at the Senior level.

Sincerely,

Shawn Plamondon
Widdifield S.S.
North Bay, ON

(705) 472-5711 ext. 8034

NORTHERN ONTARIO SECONDARY SCHOOLS' ATHLETICS
20 08 - 09 SPORT COMMITTEE FINANCIAL STATEMENT

SPORT Basketball "AA" BOYS ☒ GIRLS ☐ COED ☐
 CONVENER Shawn Plamondon - NDA MID ☐ JR ☒ SR ☒ OPEN ☐

SPORT COMMITTEE INCOME			
#	Item or Description	Budget Est.	Actual Cost
1	Entry Fees		\$2,000.00
2	Gate Proceeds		\$225.00
3	Medals Returned - Refund		\$0.00
4	Other (specify)		\$0.00
TOTAL INCOME		\$0.00	\$2,225.00

SPORT COMMITTEE COSTS			
#	Item or Description	Budget Est.	Actual Cost
1	Officials		-\$745.00
2	Officials' Travel and Per Diem Expenses		\$0.00
3	Minor Officials		-\$400.00
4	Facility Costs		-\$600.00
5	Awards - Medallions		-\$180.00
6	Awards - Banners		\$0.00
7	Office Supplies and Expenses		-\$100.00
8	Other (please list)		
	Food and Drinks (refs and minor officials)		-\$200.00
TOTAL COSTS		\$0.00	-\$2,225.00
NET COSTS (Total Costs - Total Income)		\$0.00	\$0.00

****COSTS HAVE TO BE ENTERED AS NEGATIVE VALUES IN ORDER FOR NET COST CALCULATION TO WORK**

NOTE: Submit this form to your District Secretary in time for the NOSSA AGM in April along with your report

NOSSA CONVENOR REPORT 2008 - 2009**BOYS BASKETBALL "B"**

March 3, 2009 @ Wasse-Abin Wikwemikong High School

Convenor: Jillian Peltier

Champion: Wasse-Abin Wikwemikong High School

Winning Coaches: Jamie McCarville & Harold Fox

Problems Encountered:

The only problem that we experienced this year was a lack of teams available to participate on a Saturday. We ended up hosting on a Tuesday and were able to have three teams involved and had a successful tournament.

Financial Statement: see attached

NORTHERN ONTARIO SECONDARY SCHOOLS' ATHLETICS
20₀₈ - 09 SPORT COMMITTEE FINANCIAL STATEMENT

SPORT Basketball "B"BOYS ☒ GIRLS ☐ COED ☐CONVENER Jillian PeltierMID ☐ JR ☐ SR ☐ OPEN ☒

SPORT COMMITTEE INCOME			
#	Item or Description	Budget Est.	Actual Cost
1	Entry Fees	\$774.00	\$774.00
2	Gate Proceeds		
3	Medals Returned - Refund		
4	Other (specify)		
TOTAL INCOME		\$774.00	\$774.00

SPORT COMMITTEE COSTS			
#	Item or Description	Budget Est.	Actual Cost
1	Officials	-\$320.00	-\$320.00
2	Officials' Travel and Per Diem Expenses	-\$364.20	-\$364.20
3	Minor Officials		
4	Facility Costs		
5	Awards - Medallions	-\$90.00	-\$90.00
6	Awards - Banners		
7	Office Supplies and Expenses		
8	Other (please list)		
TOTAL COSTS		-\$0.20	-\$774.20
NET COSTS (Total Costs - Total Income)		-\$0.20	-\$0.20

****COSTS HAVE TO BE ENTERED AS NEGATIVE VALUES IN ORDER FOR NET COST CALCULATION TO WORK**

NOTE: Submit this form to your District Secretary in time for the NOSSA AGM in April along with your report

NOSSA Convener's Report
Midget Boys Basketball A
Friday, Feb 27, 2009
Elliot Lake Secondary School

1/ Champions St. Benedicts S.S.

RESULTS	St.Benedicts	38	ELSS	27
	St. Benedicts	62	CASS	32
	ELSS	51	CASS	35
	St. Benedicts	45	ELSS	23

2/ Winning Coach Pat Faiecia

3/ The only problem this year was the blizzard that hit our region. Thanks to the coaches for being flexible with the schedule.

4/ It was nice, when the coaches / schools agree, to be able to run the Midget Boys championship on a Friday.

5/ See attached page.

6/ NA

Respectfully submitted,

Tom O'Grady

NORTHERN ONTARIO SECONDARY SCHOOLS' ATHLETICS
20__ - __ SPORT COMMITTEE FINANCIAL STATEMENT

SPORT Midget Boys A Basketball

BOYS ☒ GIRLS ☐ COED ☐

CONVENER Tom O'Grady

MID ☒ JR ☐ SR ☐ OPEN ☐

SPORT COMMITTEE INCOME			
#	Item or Description	Budget Est.	Actual Cost
1	Entry Fees		\$600.00
2	Gate Proceeds		\$50.00
3	Medals Returned - Refund		
4	Other (specify)		
TOTAL INCOME		\$0.00	\$650.00

SPORT COMMITTEE COSTS			
#	Item or Description	Budget Est.	Actual Cost
1	Officials		-\$320.00
2	Officials' Travel and Per Diem Expenses		-\$64.00
3	Minor Officials		-\$120.00
4	Facility Costs		
5	Awards - Medallions		-\$90.00
6	Awards - Banners		
7	Office Supplies and Expenses		-\$44.00
8	Other (please list) First Aid		-\$18.99
TOTAL COSTS		\$0.00	-\$656.99
NET COSTS (Total Costs - Total Income)		-\$6.99	-\$6.99

****COSTS HAVE TO BE ENTERED AS NEGATIVE VALUES IN ORDER FOR NET COST CALCULATION TO WORK**

NOTE: Submit this form to your District Secretary in time for the NOSSA AGM in April along with your report

**NOSSA 2009
Midget Boys Basketball**

Hosted by: Lasalle Secondary School (Sudbury)
Convenor: Denis Gauthier

Representatives:

Lasalle Lancers	(SDSSAA)
Lockerby Vikings	(SDSSAA)
Espanola Spartans	(North Shore)

Results:

Round Robin

Game 1:

Lockerby Vikings	27	(Scott Fleury – 9)
Lasalle Lancers	24	(Mike Liard – 9)

Game 2:

Lockerby Vikings	45	(Avery Prince – 18)
Espanola Spartans	32	(Travis Lelievre – 15)

Game 3:

Lasalle Lancers	26	(Mark Atkinson – 11)
Espanola Spartans	16	(Matthew Brown – 6)

Round Robin Record

1 st	Lockerby Vikings	2-0
2 nd	Lasalle Lancers	1-1
3 rd	Espanola Spartans	0-2

Championship Final

Lasalle Lancers	27	(Mike Liard – 15)
Lockerby Vikings	22	(Brandon Mapleloft – 10)

Congratulations to the winning team **Lasalle Lancers**

Players

Ian Bailey
Scott Frauts
Devon Beausolie
Mark Atkinson

Greg Milks
Brandon Rainville
Mike Liard

Robert Lavigne
Terry Morrison
Chris Haert

Coaches

Kyle Beers
Neil Deschamps
Mitch Lalonde (Staff Advisor)

I would like to thank Bill Gordon for being the on-site convener for the event.

Yours in basketball,

Denis Gauthier
Lasalle S. S.

NORTHERN ONTARIO SECONDARY SCHOOLS' ATHLETICS
20__ - __ SPORT COMMITTEE FINANCIAL STATEMENT

SPORT BASKETBALL AA/AAA BOYS ☒ GIRLS ☐ COED ☐
 CONVENER Denis Gauthier MID ☒ JR ☐ SR ☐ OPEN ☐

SPORT COMMITTEE INCOME			
#	Item or Description	Budget Est.	Actual Cost
1	Entry Fees		\$450.00
2	Gate Proceeds		
3	Medals Returned - Refund		\$12.00
4	Other (specify)		
TOTAL INCOME		\$0.00	\$462.00

SPORT COMMITTEE COSTS			
#	Item or Description	Budget Est.	Actual Cost
1	Officials		-\$320.00
2	Officials' Travel and Per Diem Expenses		
3	Minor Officials		
4	Facility Costs		
5	Awards - Medallions		-\$90.00
6	Awards - Banners		
7	Office Supplies and Expenses		
8	Other (please list)		
TOTAL COSTS		\$0.00	-\$410.00
NET COSTS (Total Costs - Total Income)		\$52.00	\$52.00

****COSTS HAVE TO BE ENTERED AS NEGATIVE VALUES IN ORDER FOR NET COST CALCULATION TO WORK**

NOTE: Submit this form to your District Secretary in time for the NOSSA AGM in April along with your report

Girls “A” NOSSA Basketball 2008
hosted by
Bishop A. Carter C.S.S.

NOSSA CONVENER’S REPORT

Junior Division

Participating teams:

Central Algoma (North Shore)
Macdonald Cartier (Sudbury #1 seed)
ESC Champlain (Sudbury #2 seed)
Franco Cite (North Bay)

Scores:

Game 1

Macdonald Cartier 34
Franco Cite 37

Game 2

ESC Champlain 27
Central Algoma 33

Game 3

Franco Cite 40
Central Algoma 42

Game 4

Macdonald Cartier 35
ESC Champlain 23

Game 5

Macdonald Cartier 33
Franco Cite 31

Game 6 (Finals)

Central Algoma 34
Macdonald Cartier 32

Congratulations to Central Algoma Secondary School and their coach on capturing the 2008 Junior Girls basketball “A” NOSSA title. They defeated Macdonald Cartier 34-32 in a very exciting final.

Senior Division

Participating teams:

Elliot Lake (North Shore)
ESC L'Horizon (Sudbury #1 seed)
ESC Sacre Coeur (Sudbury #2 seed)
ESC Algonquin (North Bay)

Scores:**Game 1**

ESC L'Horizon 30
ESC Algonquin 25

Game 2

Sacre Coeur 28
Elliot Lake 38

Game 3

ESC L'Horizon 35
Elliot Lake 30

Game 4

Sacre Coeur 26
ESC Algonquin 33

Game 5

ESC Algonquin 29
Elliot Lake 36

Game 6 (Finals)

Elliot Lake 35
ESC L'Horizon 28

Congratulations to Elliot Lake and their coach Jasper Naus on capturing the 2008 Senior Girls basketball "A" NOSSA title and the right to represent NOSSA at this year's OFSAA Championships in North Bay.

NORTHERN ONTARIO SECONDARY SCHOOLS' ATHLETICS
200 - 8 SPORT COMMITTEE FINANCIAL STATEMENT

SPORT BasketballBOYS ☐ GIRLS ☒ COED ☐CONVENER Jean-Gilles LarocqueMID ☐ JR ☐ SR ☐ OPEN ☐

SPORT COMMITTEE INCOME			
#	Item or Description	Budget Est.	Actual Cost
1	Entry Fees		\$1,600.00
2	Gate Proceeds		\$0.00
3	Medals Returned - Refund		\$0.00
4	Other (specify)		\$0.00
TOTAL INCOME		\$0.00	\$1,600.00

SPORT COMMITTEE COSTS			
#	Item or Description	Budget Est.	Actual Cost
1	Officials		\$1,020.00
2	Officials' Travel and Per Diem Expenses		\$0.00
3	Minor Officials		\$180.00
4	Facility Costs		\$0.00
5	Awards - Medallions		\$180.00
6	Awards - Banners		\$0.00
7	Office Supplies and Expenses		\$120.00
8	Other (please list) Food for Minor Officials		\$100.00
TOTAL COSTS		\$0.00	\$1,600.00
NET COSTS (Total Costs - Total Income)		\$3,200.00	\$3,200.00

****COSTS HAVE TO BE ENTERED AS NEGATIVE VALUES IN ORDER FOR NET COST CALCULATION TO WORK**

NOTE: Submit this form to your District Secretary in time for the NOSSA AGM in April along with your report

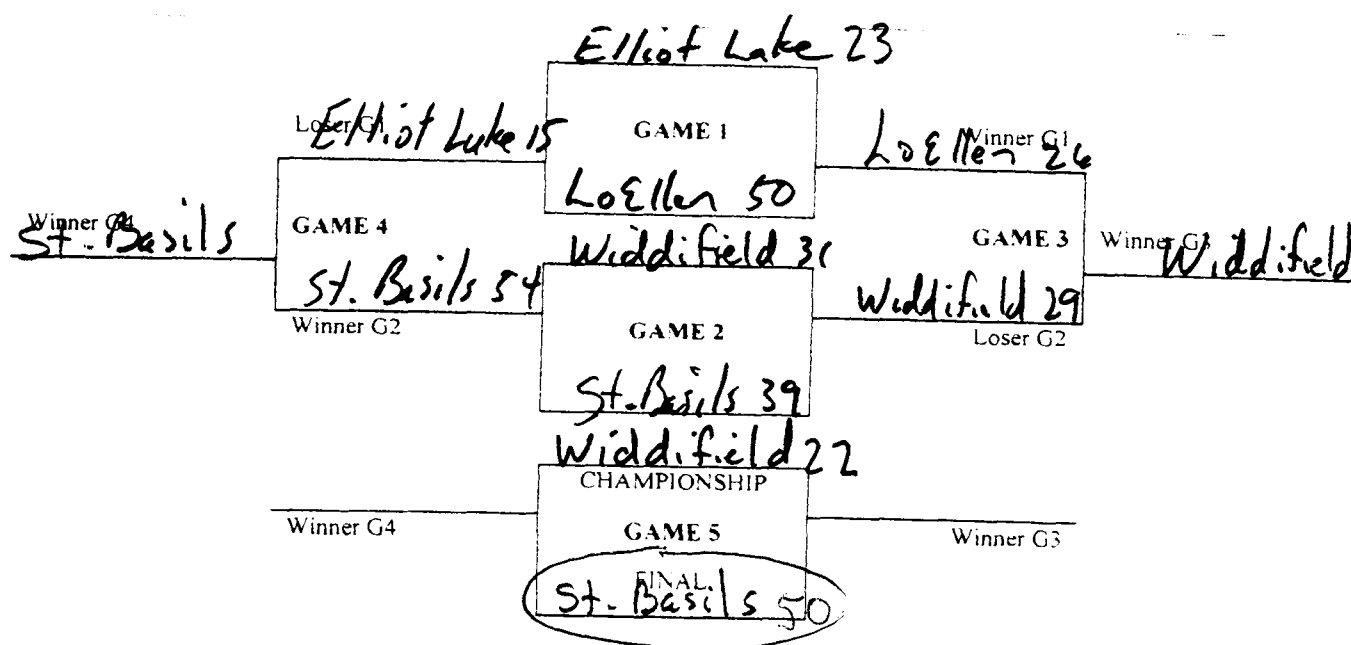
NOSSA Girls AA Basketball Convener's Report 2008

DATE: Friday/Saturday Nov. 14/15, 2008

LOCATION: Espanola High School

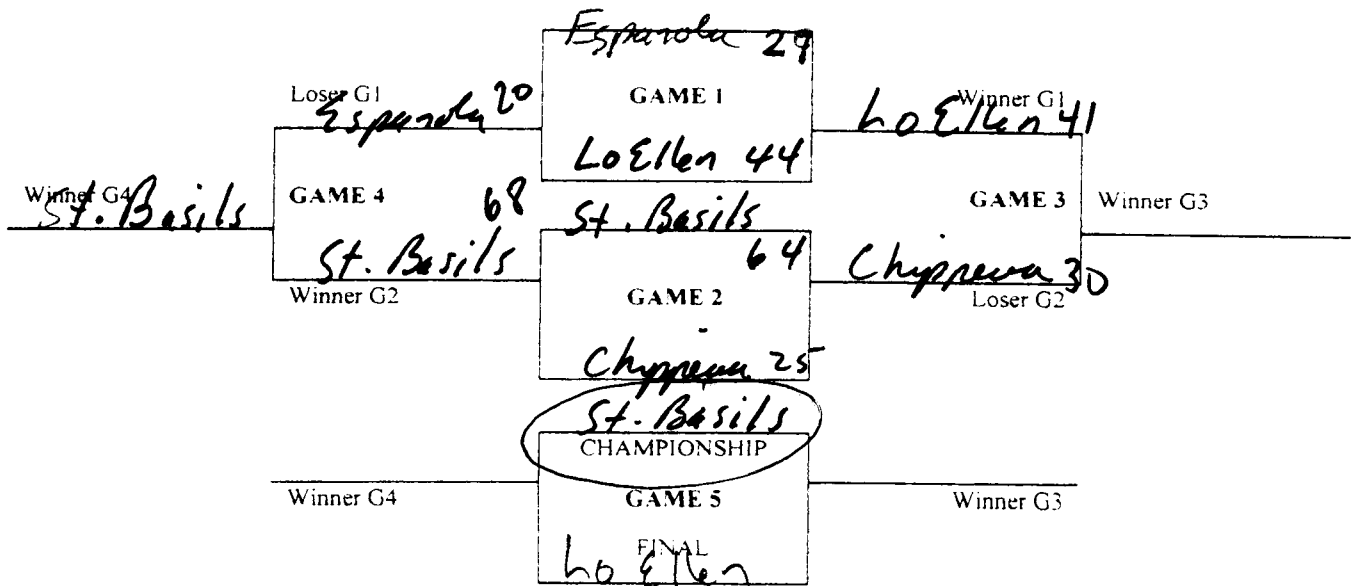
CONVENER: Tony Yachuk

Junior Girls



Congratulations St Basils Junior Girls- NOSSA AA Champions!

Senior Girls



Congratulations St. Basils Senior Girls- NOSSA AA Champions!

NORTHERN ONTARIO SECONDARY SCHOOLS' ATHLETICS
20__ - __ SPORT COMMITTEE FINANCIAL STATEMENT

SPORT Basketball BOYS ☐ GIRLS ☒ COED ☐
 CONVENER Tony Yachuk MID ☐ JR ☒ SR ☒ OPEN ☐

SPORT COMMITTEE INCOME			
#	Item or Description	Budget Est.	Actual Cost
1	Entry Fees <u>\$210.00 x 8</u>		<u>\$1680.00</u>
2	Gate Proceeds		
3	Medals Returned - Refund		
4	Other (specify)		
TOTAL INCOME			

SPORT COMMITTEE COSTS			
#	Item or Description	Budget Est.	Actual Cost
1	Officials		<u>\$800.00</u>
2	Officials' Travel and Per Diem Expenses		<u>480.00</u>
3	Minor Officials		<u>\$200.00</u>
4	Facility Costs		
5	Awards - Medallions		<u>\$180.00</u>
6	Awards - Banners		
7	Office Supplies and Expenses		<u>\$120.00</u>
8	Other (please list)		
TOTAL COSTS			<u>\$1680.00</u>
NET COSTS (Total Costs - Total Income)			<u> </u>

****COSTS HAVE TO BE ENTERED AS NEGATIVE VALUES IN ORDER FOR NET COST CALCULATION TO WORK**

NOTE: Submit this form to your District Secretary in time for the NOSSA AGM in April along with your report

2008 NOSSA AAA Girls' Basketball Convener's Report

Location: North Bay, Ontario

Dates: Friday, November 14 & Saturday, November 15

Host School: St. Joseph-Scollard Hall Catholic Secondary School

Playing Venues: St. Joseph-Scollard Hall Secondary School
Ecole Secondaire Alonquin

Teams: **Junior Teams**

St. Joseph-Scollard Hall (Nipissing 1)
Lockerby Composite (Sudbury)
Korah Collegiate (Sault Ste. Marie)
West Ferris Secondary (Nipissing 2)

Senior Teams

St. Joseph-Scollard Hall (Nipissing 1)
Lockerby Composite (Sudbury)
St. Mary's (Sault Ste. Marie)
West Ferris Secondary (Nipissing 2)

Winners: **Junior Champions**

St. Joseph -Scollard Hall Bears defeated the Korah Collegiate Colts in the finals (40-23)

,,, Note: Did not receive the trophy from the Sault (St. Basil)

Senior Champions

Lockerby Composite Vikings defeated the St. Joseph-Scollard Hall Bears (32-30)

NORTHERN ONTARIO SECONDARY SCHOOLS' ATHLETICS
2008-09 SPORT COMMITTEE FINANCIAL STATEMENT

SPORT Basketball (AAA) BOYS ☐ GIRLS ☒ COED ☐
CONVENER Katie Laporte MID ☐ JR ☒ SR ☒ OPEN ☐

SPORT COMMITTEE INCOME			
#	Item or Description	Budget Est.	Actual Cost
1	Entry Fees	\$ 1400.00	1400.00
2	Gate Proceeds	0	0
3	Medals Returned - Refund	0	0
4	Other (specify)	0	0
TOTAL INCOME		\$0.00	\$0.00 \$1400.00

SPORT COMMITTEE COSTS			
#	Item or Description	Budget Est.	Actual Cost
1	Officials	10 @ \$74.00	\$740.00
2	Officials' Travel and Per Diem Expenses	N/A	N/A
3	Minor Officials	10 @ \$20.00	\$200.00
4	Facility Costs	N/A	N/A
5	Awards - Medallions	60 @ \$3.00	\$180.00
6	Awards - Banners	N/A	N/A
7	Office Supplies and Expenses	\$200.00	\$200.00
8	Other (please list) - paint, art supplies	\$80.00	\$80.00
	snacks for volunteers.		
TOTAL COSTS		\$0.00 \$1400.00	\$0.00 \$1400.00
NET COSTS (Total Costs - Total Income)		\$0.00 0	\$0.00 0

****COSTS HAVE TO BE ENTERED AS NEGATIVE VALUES IN ORDER FOR NET COST CALCULATION TO WORK**

NOTE: Submit this form to your District Secretary in time for the NOSSA AGM in April along with your report

Winning Teams

Boys - École Secondaire Notre-Dame-des-Grands-Lacs

Alex Porter - Skip
Eric Sylvestre - Vice
Mark Duggs - Second
Stéphane Baulieu - Lead

Bob Sinclair/Bob - Coach

Girls - Widdifield Secondary School

Ashley Bin - Skip
Nancy Berg - Vice
Kendall Haddow - Second
Melissa Minnkowskj - Lead
Dalia Abdelgani - Alternate

- Coach

A number of problems have come to my attention with regard to how certain processes are handled at NOSSA. These problems stem from the lack of detail and order in the NOSSA COED Curling Playing Regulations. Rules for Substitution must be amended to mirror those of OFSAA, not only so there is a clear ruling on what should be done, but also so there is no confusion about the rule for the teams who qualify for OFSAA. The issue mainly encountered at this years championship was that teams refused to chose a substitute player from the available pool, and made the decision to play with only three players. The issue of and appeal process must be dealt with. In OFSAA regulations there is a process that must be followed when a coach has a problem with a rule etc. Also eligibility forms should be sent to the convenor prior to the Championship's start date.

For future events, a more inclusive draw should be made to make better use of all available ice surfaces. Furthermore, sufficient time between the start and end of draws should be allotted for the preparation of the ice surface i.e. no back-to-back draws. If time dose allow, a practice before each game should be scheduled to allow teams to warm up.

NOSSA
2009 SPORT COMMITTEE FINANCIAL STATEMENT

SPORT: Curling

CONVENER: Gilbert Briscoe

SPORT COMMITTEE INCOME			
#	Item or Description	Budget Est.	Actual Cost
1	Entry Fees	\$3450.00	\$3250.00
2	Gate Proceeds	-	-
3	Medals Returned - Refund	-	-
4	Other (specify) - W.C. Eaket owing 200.00	-	-200.00
	TOTAL INCOME	\$3450.00	\$3250.00

SPORT COMMITTEE COSTS			
#	Item or Description	Budget Est.	Actual Cost
1	Officials	-	-
2	Officials' Travel and Per Diem Expenses	-	-
3	Minor Officials	100.00	100.00
4	Facility Costs	3200.00	3063.12
5	Awards - Medallions	100.00	72.00
6	Awards - Banners		No Charge
7	Office Supplies and Expenses	-	-
8	Other (please list) -Food for officials (2 days)	200.00	200.00
	TOTAL COST	\$3600.00	\$3455.12

NOSSA CURLING PLAYING REGULATIONS MOTIONS

Motion to NOSSA to add the following to the Curling COED Playing regulations;

Age and eligibility: see NOSSA constitution, Article VII

Remove current sections on ages and eligibility in the NOSSA Curling COED playing regulations.

Rational: current regulations in conflict with constitution and does not include all information.

Mover: Gilbert Briscoe Second: Laura Aubertin

Motion to NOSSA to add the following to the NOSSA Curling COED playing regulations;

Rules and Officials: The rules governing the play shall be that of the Canadian Curling Association. Any exceptions to be specified in the NOSSA COED Curling Playing regulations.

Rational: Current playing regulations do not stipulate what rules are to be used however OFSAA does. OFSAA rules of play are the CCA rules.

Mover: Gilbert Briscoe Second: Laura Aubertin

Motion to NOSSA to add the following to the NOSSA Curling COED playing regulations;

Substitution: Where possible, the host Association shall be responsible for providing a pool of curlers available for substitution.

- (i) During the competition if a team has only four (4) players and one player is unable to continue play because of illness or injury, they must select randomly from the host pool of curlers and that player shall be lead; if the original player is able to play again he/she may re-enter the competition at the beginning of a game.
- (ii) Once a player is selected from the host pool, he/she must remain that team's substitute until such time as the original player (or alternate) can return.

Remove current sections on substitution in the NOSSA Curling COED playing regulations.

Rational: Current rule is not in keeping with the CCA rule. The new procedure mirrors OFSAA. Teams are abusing the current substitution rule.

Mover: Gilbert Briscoe Second: Laura Aubertin

Motion to NOSSA to add the following to the NOSSA Curling COED playing regulations;

Timeouts: A maximum of three (3) minutes consultation between the coach and curlers shall be allowed on the ice only, at the completion of the fourth end. In addition, two (2) one minute time outs (i.e. one time out of one minute) may be called at any time while your team is in control of the house. The team that called the time out may access the playing surface. Coaches must wear appropriate footwear to access the ice surface. The team that did not call the time out may confer with the coach, but may not access the playing surface. The Fair Play timeout rule shall be in effect.

- (i) Practice time, to a maximum of seven (7) minutes per team, shall be made available before each game if time permits. The team with the hammer in the first end shall practise first.
- (ii) A minimum of 20 minutes prior to game time, the opposing vices will meet behind the glass of their designated sheets to toss for choice of last rock or rock colour. The team with last rock will have first practice.
- (i) No high school students shall be used as on-ice officials.(Except timeouts, NOSSA convener may appoint student volunteers.)
- (ii) Permanent hog-line judges shall not be introduced part way through a competition.

Remove current sections on timeouts in the NOSSA Curling COED playing regulations.

Rational: Selections on practice time and timeouts shall be added to better mirror OFSAA. Current rules do not include selections on practice time.

Mover: Gilbert Briscoe Seconder: Laura Aubertin

Motion to NOSSA to add the following to the NOSSA Curling COED playing regulations;

Jury of Appeal: The Jury of Appeal shall consist of three (3) individuals: NOSSA Convenor, a tournament committee member and one (1) other member appointed by the NOSSA Convenor who is neutral to the dispute (cannot be a student). The Jury of Appeal shall handle disputes which fall within the realm of:

- (a) Tournament Structure and Procedure;
- (b) Rules and Officials;
- (c) Equipment;
- (d) Scoring.

Tournament structure and procedure concerns shall be addressed no later than the end of the coaches' meeting.

A dispute must be submitted in writing to the Convenor or Designate together with a \$50.00 fee (refundable if dispute is upheld) within thirty (30) minutes, except as provided within specific

sport governing regulations, of the conclusion of the game in which the incident under dispute occurred. Decisions of the Jury of Appeal shall be final.

Remove current sections on officials in the NOSSA Curling COED playing regulations.

Rational: Current rules do not include procedures on appealing or implications of decisions.

Motion to NOSSA to omit the following from the NOSSA Curling COED playing regulations;

General 3. Artificial ice and matched rocks must be available at the site recommended for the Championship.

Rational: The rule is obsolete. Every Curling Club in the Association's district has artificial ice and matched rocks.

Mover: Gilbert Briscoe Seconder: Laura Aubertin

Motion to NOSSA to omit the following from the NOSSA Curling COED playing regulations;

Third place ribbons shall no longer be awarded.

Rational: No other team sports are awarded third place at NOSSA. The current draw does not allow for a third place winner to be declared.

Mover: Gilbert Briscoe Seconder: Laura Aubertin

2008 NOSSA FOOTBALL REPORT

SDSSAA Rep.—Lo Ellen Park

NDA Rep.—Widdifield S. S.

SOO Rep.—St. Mary's

RESULTS

SEMI-FINALS—Sat. Nov. 8th (@ Queens Athletic)

Widdifield S. S. 11 Lo Ellen Park 8

*FINAL*S—Sat. Nov. 15th (@ WSS)

St. Mary's 47 Widdifield 0

Congratulations to Lo Ellen on capturing the Sudbury championship and
Congratulations to Widdifield on reaching the NOSSA finals. Also,
congratulations to St. Mary's for their NOSSA and Northern Bowl
Championships.

No problems were encountered.

RECOMMENDATIONS

That NOSSA consider joining the rest of the province in playing 3 down football.

Financial statement attached.

Sean Mullan

Widdifield S. S.

NORTHERN ONTARIO SECONDARY SCHOOLS' ATHLETICS
200 - 8 SPORT COMMITTEE FINANCIAL STATEMENT

SPORT SR BOYS FOOTBALL BOYS ☒ GIRLS ☐ COED ☐
 CONVENER SEAN MULLAN-WIDDIFIELD MID ☐ JR ☐ SR ☒ OPEN ☐

SPORT COMMITTEE INCOME			
#	Item or Description	Budget Est.	Actual Cost
1	Entry Fees		
2	Gate Proceeds		\$1,045.00
3	Medals Returned - Refund		
4	Other (specify)		
TOTAL INCOME		\$0.00	\$1,045.00

SPORT COMMITTEE COSTS			
#	Item or Description	Budget Est.	Actual Cost
1	Officials		-\$216.00
2	Officials' Travel and Per Diem Expenses		
3	Minor Officials		-\$30.00
4	Facility Costs		
5	Awards - Medallions		-\$300.00
6	Awards - Banners		
7	Office Supplies and Expenses		
8	Other (please list)		
	4 CASES FIELD PAINT		-\$400.00
	CAUTION TAPE		-\$15.00
	REPLACEMENT CORNER PYLONS		-\$50.00
TOTAL COSTS		\$0.00	-\$1,011.00
NET COSTS (Total Costs - Total Income)		\$34.00	\$34.00

****COSTS HAVE TO BE ENTERED AS NEGATIVE VALUES IN ORDER FOR NET COST CALCULATION TO WORK**

NOTE: Submit this form to your District Secretary in time for the NOSSA AGM in April along with your report

**NOSSA Golf
Convenor's Report - 2008**

Convenors - Charles Houle & Eric Simons (E.s.c. Jeunesse-Nord)

Jeunesse-Nord was proud to host NOSSA golf which was held on Friday October 3rd 2008 at the Huron Pines Golf and Country Club in Blind River.

69 players from 3 districts participated

.

Winners were:

School: West Ferris (NDA) 1st
 Lo-Ellen (SDSSAA) 2nd

Individual:

Girls: Casey MacNeil 1st (ESP - NSSSAA)
 Christie Sitko 2nd (Lively -SDSSAA)
Boys: Corey Vaillancourt 1st (Champlain - SDSSAA)
 Sam Barber 2nd (West Ferris - NDA)

Cost breakdown:

Revenu:

69 paid players at 27\$ =	1863.00\$
78 lunches at 12\$ =	<u>936.00</u>
Total:	2799.00\$

Cost

Green fees	1725.00\$
Lunch	936.00
+ 10% tip	90.00
Prizes(medals) (2*24)	<u>48.00</u>
Total =	2799.00\$

Difference: 0.00

Thanks to all participants and coaches.

Charles Houle
Eric Simons

April 20, 2009

To the NOSSA Committee;

Sault Ste. Marie hosted the 2008-2009 "A" "AA" hockey championships.

Everything went very well with no problems.

Entries in to the tournament were St. Charles, Algonquin, Sir James Dunn and St. Mary's. The championship game was an all Soo final between St. Mary's and Sir James Dunn. St. Mary's took to championship and moved on to win the AA OFSAA championship in Peterborough. Congratulations to them and the rest of the teams for an exciting tournament.

As a convenor I have nothing else to report or put forward to the committee.

Sincerely,



Mark Palumbo

Alexander Henry High School

Sault Ste. Marie, ON

(705)945-7179

NORTHERN ONTARIO SECONDARY SCHOOLS' ATHLETICS
20 08 - 09 SPORT COMMITTEE FINANCIAL STATEMENT

SPORT "A" "AA" Hockey BOYS ☒ GIRLS ☐ COED ☐
 CONVENER Mark Palumbo MID ☐ JR ☐ SR ☐ OPEN ☐

SPORT COMMITTEE INCOME			
#	Item or Description	Budget Est.	Actual Cost
1	Entry Fees	\$2,000.00	\$2,000.00
2	Gate Proceeds	\$0.00	\$0.00
3	Medals Returned - Refund		
4	Other (specify)		
TOTAL INCOME		\$2,000.00	\$2,000.00

SPORT COMMITTEE COSTS			
#	Item or Description	Budget Est.	Actual Cost
1	Officials	\$539.00	-\$539.00
2	Officials' Travel and Per Diem Expenses		
3	Minor Officials	\$168.00	-\$168.00
4	Facility Costs		
5	Awards - Medallions	\$75.00	-\$75.00
6	Awards - Banners	\$75.00	-\$75.00
7	Office Supplies and Expenses		
8	Other (please list)		
	Hospitality Lunch	\$197.75	-\$197.75
	Player of the Game Shirts	\$210.00	-\$210.00
TOTAL COSTS		\$3,264.75	-\$1,264.75
NET COSTS (Total Costs - Total Income)		\$735.25	\$735.25

****COSTS HAVE TO BE ENTERED AS NEGATIVE VALUES IN ORDER FOR NET COST CALCULATION TO WORK**

NOTE: Submit this form to your District Secretary in time for the NOSSA AGM in April along with your report

NORTHERN ONTARIO SECONDARY SCHOOLS' ATHLETICS
20 08 - 09 SPORT COMMITTEE FINANCIAL STATEMENT

SPORT AAA Hockey BOYS ☒ GIRLS ☐ COED ☐
 CONVENER John Wilson-- St. Joseph Scollard Hall MID ☐ JR ☐ SR ☐ OPEN ☒

SPORT COMMITTEE INCOME			
#	Item or Description	Budget Est.	Actual Cost
1	Entry Fees		\$2,400.00
2	Gate Proceeds		\$900.00
3	Medals Returned - Refund		
4	Other (specify)		
TOTAL INCOME		\$0.00	\$3,300.00

SPORT COMMITTEE COSTS			
#	Item or Description	Budget Est.	Actual Cost
1	Officials		-\$770.00
2	Officials' Travel and Per Diem Expenses		
3	Minor Officials		
4	Facility Costs		-\$2,351.97
5	Awards - Medallions		-\$150.00
6	Awards - Banners		\$0.00
7	Office Supplies and Expenses		
8	Other (please list)		
TOTAL COSTS		\$0.00	-\$3,271.97
NET COSTS (Total Costs - Total Income)		\$28.03	\$28.03

****COSTS HAVE TO BE ENTERED AS NEGATIVE VALUES IN ORDER FOR NET COST CALCULATION TO WORK**

NOTE: Submit this form to your District Secretary in time for the NOSSA AGM in April along with your report

No problems or recommendations to report.
 Results available on NOSSA website.

N.O.S.S.A Girls Hockey Report
2008-2009

Submitted By: Rod Vincent, Ryan Culhane
West Ferris Secondary School

Contents:

1. Schedule
2. Results & standings
3. Medalists
4. Coaches & roster of winning team
5. Comments, concerns and suggestions
6. Financial statement

Schedule

Pete Palangio Arenas
North Bay, Ontario

Tuesday, March 3

	<i>Visitors</i>		<i>Home</i>
12:15pm -	Notre Dame	vs	Widdifield
1:45pm -	Manitoulin	vs	West Ferris
5:15pm -	West Ferris	vs	Notre Dame
6:45pm -	Widdifield	vs	Manitoulin

Wednesday, March 4

	<i>Visitors</i>		<i>Home</i>
9:15am -	Widdifield	vs	West Ferris
10:45am -	Notre Dame	vs	Manitoulin
3:15pm -	2nd Place	vs	1st Place (Championship)

Results & Standings

NOSSA

'AA' Girls Hockey Championships

**March 3 & 4, 2009
Pete Palangio Arenas
North Bay, ON**

Team	Game 1			Game 2			Game 3			Points	+/-	Rank
Manitoulin	0			2			0			2	-6	3 rd
	GF	GA	+/-	GF	GA	+/-	GF	GA	+/-			
	0	3	-3	5	3	2	0	9	-5			
Notre Dame	2			2			2			6	11	1 st
	GF	GA	+/-	GF	GA	+/-	GF	GA	+/-			
	9	0	5	2	1	1	9	0	5			
West Ferris	2			0			2			4	3	2 nd
	GF	GA	+/-	GF	GA	+/-	GF	GA	+/-			
	3	0	3	1	2	-1	3	2	1			
Widdifield	0			0			0			0	-8	4 th
	GF	GA	+/-	GF	GA	+/-	GF	GA	+/-			
	0	9	-5	3	5	-2	2	3	-1			

Final: **Visitors** **Score** **Home** **Score**
 West Ferris 0 Notre-Dame 4

Gold Medal Winners: College Notre Dame (Sudbury)
 Silver Medal Winners: West Ferris Secondary School (North Bay)

Medalists

Gold: College Notre Dame (Sudbury)



Silver: West Ferris Secondary School (North Bay)



Coaches & Roster of Winning Team



Notre Dame Alouettes Sudbury

Jersey #	Player Name
2	Melissa Bélanger
3	Marcie Tellier
4	Stéphanie Vaillant
5	Chanelle Emond
6	Kiara Lalande
7	Karly Dudar
8	Stéphanie Bonin "A"
9	Danielle Rancourt "A"
10	Natalie Band
11	Haley Forget
12	Stéphanie Landry
14	Natalie Arbour
15	Kayla Forget
16	Valérie Valiquette "C"
18	Dominique David
19	Jacklyn Upchan "A"
20	Kaitlyn Plourde
30	Asha Gosselin

Coach: Jean - Claude Davis

Comments, Concerns & Suggestions

Congratulations to College Notre Dame for qualifying for the O.F.S.A.A. 'A-AA' championships - they will represent the district very well.

The games were very competitive with the experience and talent of College Notre Dame shining throughout the entire tournament. Their quick skating forwards were able to get pucks into the corners quick and force shots on their opponent's net. Their defensive skills prevented any breakout from their opponents to be stopped at the blue line before any potential shots were put on net.

The tournament this year was a great format with two teams from the Sudbury area and two teams from the North Bay area competing in a round-robin style event. The top two teams from the round robin then faced off again in the championship to determine a NOSSA champion.

In the future, NOSSA may want to consider having one convener for both the 'AA' and 'AAA' championships to help facilitate booking of arena(s) and officials. Two four team tournaments can be handled by one person with delegates doing some 'running' of results from both venues.

Financial Statement

Expenses:

• Ice Time	
Pete Palangio Arena	\$810.83
• Officials	
6 games with 2 officials (\$40 per official per game)	\$480.00
1 game with 3 officials (\$30 per official)	\$90.00
• Minor Officials	
7 games (\$15 per game)	\$105.00
• Awards	
25 gold medals (\$3 each)	\$75.00
25 silver medals (\$3 each)	\$75.00
<i>TOTAL</i>	<i>\$1635.83</i>

Income

• 4 teams:	
College Notre Dame	\$409.00
Manitoulin	\$409.00
West Ferris	\$409.00
Widdifield	\$409.00

NOSSA GIRLS AAA HOCKEY

March 3&4 2009
Pete Palangio Arena
603 Wallace Road
North Bay, ON
Laurie Vezina – convener

Costs

Pete Palangio ice rental \$800
March 3 - Noon–3 pm; 5 - 8 pm
March 4 – 9 am-Noon; 3-5 pm

Medals \$120

Banner \$0

Timekeeping \$210

Officials \$690

\$80/two man system x 6 games

\$90/three man system x 1 game

\$120 travel time

TOTAL COST \$1820

TOTAL INCOME \$455/ team X4 \$1820

Schedule

March 3rd

12 noon	NB 1	vrs	NB 2
1:30 pm	Sud 2	vrs	Sud 1
5 pm	Sud 1	vrs	NB 1
6:30 pm	Sud 2	vrs	NB 2

March 4th

9 am	NB 1	vrs	Sud 2
10:30 am	NB 2	vrs	Sud 1
3 pm	Championship game		
	2 nd	vrs	1 st

The late start was appreciated by traveling teams.

No Notices of Motion to NOSSA or OFSAA.

A problem of home and away came up. Home was given to the top team for each district. Lively did not have any home games which should not have happened. A coin toss was used for the championship game to decide the home team. It is recommended that a traveling team gets at least one home game. Congratulations to A/AA champions College Notre-Dame and the AAA champions St. Joseph-Scollard Hall C.S.S.



Northern Ontario Secondary School Athletics 2009 Alpine Ski Championships

RESULTS - LEVEL I



School	LEVEL I - GIRLS					LEVEL I - BOYS					Rank Pt	Rank	NOSSA
	Sla	GS	Total	Rank	Trophy	Sla	GS	Total	Rank	Trophy	Total	Overall	Trophy
Lockerby	29	20	49	1	Hugh MacDonald	21	56	77	1	SSS Alpine Coaches	126	1	Ed Mounce
St. Joseph-Scollard	47	60	107	4		49	43	92	2		199	2	
Lo-Ellen Park	35	46	81	3		42	123	165	5		246	3	
Marymount	30	29	59	2		999	999	1998	9		2057	4	
St. Benedict	999	999	1998	6		30	68	98	3		2096	5	
Lasalle	999	999	1998	6		26	73	99	4		2097	6	
Algonquin	51	58	109	5		999	999	1998	9		2107	7	
Notre Dame	999	999	1998	6		44	122	166	6		2164	8	
Lively DSS	999	999	1998	6		56	115	171	7		2169	9	
St. Charles	999	999	1998	6		999	105	1104	8		3102	10	
Bishop Carter	999	999	1998	6		999	999	1998	10		3996	11	
Chippewa	999	999	1998	6		999	999	1998	10		3996	11	
Sacre-Coeur	999	999	1998	6		999	999	1998	10		3996	11	
Sudbury Secondary	999	999	1998	6		999	999	1998	10		3996	11	
West Ferris	999	999	1998	6		999	999	1998	11		3996	11	
Widdifield	999	999	1998	6		999	999	1998	13		3996	11	

*Scores represent the sum of the lowest three placings in each discipline overall

**Teams not consisting of at least three (3) skiers were assigned a score of 9999



Northern Ontario Secondary School Athletics 2009 Alpine Ski Championships

RESULTS - LEVEL II



School	LEVEL II - GIRLS					LEVEL II - BOYS					Rank Pt	Rank	NOSSA
	Sla	GS	Total	Rank	Trophy	Sla	GS	Total	Rank	Trophy	Total	Overall	Trophy
Widdifield	9	8	17	1	Annie Madigan	26	39	65	2		82	1	Ellis Hazen
West Ferris	999	999	1998	2		17	45	62	1	No Name	2060	2	
Algonquin	999	999	1998	2		26	67	93	3		2091	3	
Lockerby	999	999	1998	2		999	57	1056	4		3054	4	
Bishop Carter	999	999	1998	2		999	999	1998	5		3996	5	
Chippewa	999	999	1998	2		999	999	1998	5		3996	5	
Lasalle	999	999	1998	2		999	999	1998	5		3996	5	
Lo-Ellen Park	999	999	1998	2		999	999	1998	5		3996	5	
Lively DSS	999	999	1998	2		999	999	1998	5		3996	5	
Marymount	999	999	1998	2		999	999	1998	5		3996	5	
Notre Dame	999	999	1998	2		999	999	1998	5		3996	5	
Sacre-Coeur	999	999	1998	2		999	999	1998	5		3996	5	
St. Benedict	999	999	1998	2		999	999	1998	5		3996	5	
St. Charles	999	999	1998	2		999	999	1998	5		3996	5	
St. Joseph-Scollard	999	999	1998	2		999	999	1998	5		3996	5	
Sudbury Secondary	999	999	1998	2		999	999	1998	5		3996	5	

*Scores represent the sum of the lowest three placings in each discipline overall

**Teams not consisting of at least three (3) skiers were assigned a score of 9999

Ribbons & Medals

Level 1			Level 2		
Individual	Awards	School	Individual	Awards	School
Boys Giant Slalom			Boys Giant Slalom		
1st	Paige, Brian	St. Joseph-Scollard	1st	Cauchy, Jarret	West Ferris
2nd	Kirkwood, Branden	St. Charles	2nd	Robinson, Mathieu	College Notre Dame
3rd	Regis, Aaron	St. Joseph-Scollard	3rd	Slade, Jackson	Lo-Ellen Park
4th	Mirfield, Nigel	Sudbury Secondary	4th	Archer, Sean	Lockerby
5th	Kormos, Eric	Lo-Ellen Park	5th	Whitney, Michael	West Ferris
6th	Roy, Nick	St. Benedict	6th	Bull, Jaret	Widdifield
Girls Giant Slalom			Girls Giant Slalom		
1st	Cuomo, Kayla	Lasalle	1st	Kowch, Sheriece	Widdifield
2nd	Wallingford, Jessica	Lo-Ellen Park	2nd	Hare, Jennifer	Lockerby
3rd	Fraser, Emily	Lockerby	3rd	Ferguson, Jane	Widdifield
4th	Mackevicius, Carly	Lively	4th	Ferguson, Sarah	Widdifield
5th	Webber, Mackenzie	Marymount	5th		
6th	Kutchaw, Jade	Lockerby	6th		
Boys Slalom			Boys Slalom		
1st	Whitehead, Tyler	Lockerby	1st	Cauchy, Jarret	West Ferris
2nd	Kirkwood, Branden	St. Charles	2nd	Robinson, Mathieu	College Notre Dame
3rd	Cuomo, Josh	Lasalle	3rd	Slade, Jackson	Lo-Ellen Park
4th	Kormos, Eric	Lo-Ellen Park	4th	Robitaille, Benjamin	Algonquin
5th	Roy, Nick	St. Benedict	5th	Whitney, Michael	West Ferris
6th	Santi, Nicolas	College Notre Dame	6th	Bull, Jaret	Widdifield
Girls Slalom			Girls Slalom		
1st	Wallingford, Jessica	Lo-Ellen Park	1st	Hare, Jennifer	Lockerby
2nd	Mackevicius, Carly	Lively	2nd	Kowch, Sheriece	Widdifield
3rd	Cisa-Pare, Elisabeth	College Notre Dame	3rd	Ferguson, Jane	Widdifield
4th	Steele, Bailey	St. Joseph-Scollard	4th		
5th	Kutchaw, Jade	Lockerby	5th		
6th	Van Kempen, Rebecca	Marymount	6th		
Boys Combined			Boys Combined		
1st	Kirkwood, Branden	St. Charles	1st	Cauchy, Jarret	West Ferris
2nd	Whitehead, Tyler	Lockerby	2nd	Robinson, Mathieu	College Notre Dame
3rd	Kormos, Eric	Lo-Ellen Park	3rd	Slade, Jackson	Lo-Ellen Park
4th	Cuomo, Josh	Lasalle	4th	Robitaille, Benjamin	Algonquin
5th	Roy, Nick	St. Benedict	5th	Whitney, Michael	West Ferris
6th	Collins, Carson	St. Benedict	6th	Bull, Jaret	Widdifield
Girls Combined			Girls Combined		
1st	Wallingford, Jessica	Lo-Ellen Park	1st	Kowch, Sheriece	Widdifield
2nd	Mackevicius, Carly	Lively	2nd	Hare, Jennifer	Lockerby
3rd	Cuomo, Kayla	Lasalle	3rd	Ferguson, Jane	Widdifield
4th	Kutchaw, Jade	Lockerby	4th		
5th	Cisa-Pare, Elisabeth	College Notre Dame	5th		
6th	Van Kempen, Rebecca	Marymount	6th		

NOSSA ALPINE SKI - 2009

11:47 AM

Girls Results - Overall

BIB	ORDER	LEVEL	NAME	SCHOOL	S TIME1	S TOTAL	S PLC Overall	S PLC LEVEL	GS TIME	GS TOTAL	GS PLACE	GS PLACE LEVEL	TOTAL TIME	TOTAL PLC	RANK
8	8	2	Kowch, Sheriece	WSS	36.62	36.62	2	2	35.08	35.08	1	1	71.7	3	1
5	5	2	Hare, Jennifer	LCS	35.93	35.93	1	1	36.44	36.44	2	2	72.37	3	2
23	23	2	Ferguson, Jane	WSS	41.03	41.03	4	3	41.56	41.56	8	3	82.59	12	5
20	20	2	Ferguson, Sarah	WSS	DSQ	998	35	4	48.58	48.58	26	4	1046.6	61	36
29	29	2	Greco, Sierra	WSS	DNS	999	43	5	DNS	999	43	5	1998	86	40
11	11	1	Wallingford, Jessica	LEP	40.55	40.55	3	1	38.12	38.12	4	2	78.67	7	3
1	1	1	Mackevicius, Carly	LIV	42.01	42.01	5	2	38.94	38.94	6	4	80.95	11	4
4	4	1	Cuomo, Kayla	LAS	46.21	46.21	10	7	37.56	37.56	3	1	83.77	13	6
32	32	1	Kutchaw, Jade	LCS	44.73	44.73	8	5	42.06	42.06	9	6	86.79	17	7
3	3	1	Cisa-Pare, Elisabeth	CND	43.11	43.11	6	3	45.46	45.46	15	12	88.57	21	8
9	9	1	Steele, Bailey	SJSH	44.03	44.03	7	4	46.39	46.39	18	15	90.42	25	9
22	22	1	Van Kempen, Rebecca	MMA	45.47	45.47	9	6	45.24	45.24	12	9	90.71	21	10
42	42	1	Jewell, Tori	MMA	46.67	46.67	12	9	44.37	44.37	11	8	91.04	23	11
35	35	1	Langille, Lauren	LCS	46.64	46.64	11	8	45.35	45.35	14	11	91.99	25	12
17	17	1	Fraser, Emily	LCS	54.23	54.23	19	16	38.34	38.34	5	3	92.57	24	13
10	10	1	Frederick, Julie	ESA	47.36	47.36	13	10	45.33	45.33	13	10	92.69	26	14
15	15	1	Odorizzi, Natasha	ESA	48.36	48.36	14	11	48.33	48.33	24	21	96.69	38	15
24	24	1	Fitzgerald, Jordyn	LEP	49.47	49.47	15	12	47.37	47.37	21	18	96.84	36	16
7	7	1	Brombach, Ayla	WFSS	51.21	51.21	17	14	47.04	47.04	19	16	98.25	36	17
16	16	1	Dubueil, Tara	SBS	50.84	50.84	16	13	48.52	48.52	25	22	99.36	41	18
36	36	1	Palkovits, Kate	MMA	51.66	51.66	18	15	49.38	49.38	29	25	101.04	47	19
40	40	1	Reeves, Chelsea	MMA	54.83	54.83	21	18	47.17	47.17	20	17	102	41	20
41	41	1	Halden, Sam	LCS	56.98	56.98	22	19	45.47	45.47	16	13	102.45	38	21
21	21	1	Boyle, Allyson	SJSH	57.26	57.26	23	20	47.6	47.6	22	19	104.86	45	22
31	31	1	Ouellette, Danielle	SJSH	57.76	57.76	24	21	49.68	49.68	30	26	107.44	54	23
19	19	1	Brombach, Miesha	WFSS	54.58	54.58	20	17	53.68	53.68	35	31	108.26	55	24
43	43	1	Jewell, Tessa	MMA	59.88	59.88	27	24	48.74	48.74	27	23	108.62	54	25
27	27	1	Roy, Jazmine	LCS	60.82	60.82	28	25	47.9	47.9	23	20	108.72	51	26
18	18	1	Malloy, Jazmyn	LEP	58.09	58.09	25	22	51.36	51.36	32	28	109.45	57	27
14	14	1	Moratz, Kyra	LAS	66.98	66.98	29	26	45.67	45.67	17	14	112.65	46	28
26	26	1	Rylski, Katheryn	SJSH	59.74	59.74	26	23	57.08	57.08	37	33	116.82	63	29
12	12	1	Campagnola, Jillian	SCC	70.17	70.17	30	27	52.51	52.51	33	29	122.68	63	30
28	28	1	Hotte, Emilie	ESA	80.24	80.24	33	30	50.65	50.65	31	27	130.89	64	31
45	45	1	Duhamel, Brittany	LCS	86.9	86.9	34	31	56.81	56.81	36	32	143.71	70	32
44	44	1	Dynes, Alessandra	LCS	71.23	71.23	32	29	73.81	73.81	39	35	145.04	71	33
25	25	1	Webber, Mackenzie	MMA	DSQ	998	35	32	41.42	41.42	7	5	1039.4	42	34
2	2	1	Shewring, Sam	MMA	DSQ	998	35	32	43.73	43.73	10	7	1041.7	45	35
39	39	1	Fraser, Bronwyn	LCS	DSQ	998	35	32	48.75	48.75	28	24	1046.8	63	37
33	33	1	Kotan, Michelle	ESA	DSQ	998	35	32	53.47	53.47	34	30	1051.5	69	38
34	34	1	Provencal, Paula	LEP	DSQ	998	35	32	57.62	57.62	38	34	1055.6	73	39
13	13	1	Stutt, Renee	CND	DNS	999	43	39	DNS	999	43	39	1998	86	40
38	38	1	Sauve, Claire	LEP	DNS	999	43	39	DSQ	998	40	36	1997	83	40
46	46	1	Greasley, Lyndsay	MMA	71.13	71.13	31	28	DSQ	998	40	36	1069.1	71	40
30	30	1	Apolloni, Cassie	MMA	DSQ	998	35	32	DNS	999	43	39	1997	78	40
6	6	1	Dozzi, Alexandra	SBS	DNS	999	43	39	DNS	999	43	39	1998	86	40
37	37	1	Tignanelli, Lauren	SJSH	DSQ	998	35	32	DSQ	998	40	36	1996	75	40

NOSSA ALPINE SKI - 2009

11:47 AM

Boys Results - Overall

BIB	ORDER	LEVEL	NAME	SCHOOL	S TIME1	S TOTAL	S PLC Overall	S PLC LEVEL	GS TIME	GS TOTAL	GS PLACE	GS PLC LEVEL	TOTAL TIME	TOT PLC	RANK
11	11	2	Cauchy, Jarret	WFSS	27.48	27.48	1	1	30.66	30.66	1	1	58.14	2	1
14	14	2	Robinson, Mathieu	CND	29.22	29.22	2	2	30.67	30.67	2	2	59.89	4	2
4	4	2	Slade, Jackson	LEP	31.25	31.25	3	3	32.48	32.48	3	3	63.73	6	3
6	6	2	Robitaille, Benjamin	ESA	32.24	32.24	4	4	34.24	34.24	8	7	66.48	12	4
16	16	2	Whitney, Michael	WFSS	34.21	34.207	5	5	33.249	33.249	6	5	67.456	11	5
1	1	2	Bull, Jaret	WSS	37.19	37.19	6	6	33.27	33.27	7	6	70.46	13	6
27	27	2	Knox, Graham	WSS	39.80	39.8	10	7	34.98	34.98	9	8	74.78	19	7
38	38	2	Archer, Kevin	LCS	46.20	46.2	18	8	40.8	40.8	25	12	87	43	17
77	77	2	Guy, Jordan	SJSH	46.72	46.72	20	9	41.51	41.51	28	14	88.23	48	19
26	26	2	Stang, Erik	ESA	49.44	49.44	24	12	38.99	38.99	19	10	88.43	43	20
45	45	2	Smith, Trevor	WSS	51.84	51.84	25	13	39.84	39.84	23	11	91.68	48	21
30	30	2	Sloan, John	WFSS	48.67	48.67	22	11	44.43	44.43	38	16	93.1	60	23
40	40	2	Danielson, Justin	ESA	48.46	48.46	21	10	44.85	44.85	40	17	93.31	61	24
24	24	2	Kormos, Adam	LCS	56.20	56.2	32	15	41.9	41.9	32	15	98.1	64	25
81	81	2	Dubeau, Kaemon	SJSH	54.98	54.981	28	14	59.759	59.759	70	19	114.74	98	43
37	37	2	McLeod, Jordan	WSS	75.81	75.81	54	16	41.31	41.31	26	13	117.12	80	47
8	8	2	Archer, Sean	LCS	DSQ	998	60	17	32.75	32.75	5	4	1030.8	65	59
25	25	2	Slade, Erik	LEP	DNF	998	60	17	37.07	37.07	12	9	1035.1	72	61
36	36	2	Moeltner, Zac	ESA	DSQ	998	60	17	49.28	49.28	55	18	1047.3	115	69
7	7	1	Kirkwood, Branden	SCC	39.36	39.36	8	2	36.78	36.78	10	2	76.14	18	8
50	50	1	Whitehead, Tyler	LCS	38.80	38.8	7	1	37.96	37.96	16	7	76.76	23	9
35	35	1	Kormos, Trevor	LEP	40.00	40	11	4	37.25	37.25	14	5	77.25	25	10
9	9	1	Cuomo, Josh	LAS	39.78	39.78	9	3	37.99	37.99	17	8	77.77	26	11
3	3	1	Roy, Nick	SBS	41.51	41.51	12	5	37.42	37.42	15	6	78.93	27	12
55	55	1	Collins, Carson	SBS	42.37	42.37	14	7	39.31	39.31	20	10	81.68	34	13
19	19	1	Santi, Nicolas	CND	42.32	42.32	13	6	39.39	39.39	21	11	81.71	34	14
65	65	1	McGinn, Sheldon	LCS	42.40	42.4	15	8	39.42	39.42	22	12	81.82	37	15
20	20	1	Smethurst, Kevin	LAS	45.82	45.82	17	10	39.95	39.95	24	13	85.77	41	16
31	31	1	Canarino, Nico	SJSH	46.25	46.25	19	11	41.52	41.52	30	16	87.77	49	18
87	87	1	Derro, Peter	LCS	49.33	49.33	23	12	42.35	42.35	34	19	91.68	57	22
53	53	1	Boileau, Patrick	CND	55.00	55	29	15	44.95	44.95	41	24	99.95	70	26
29	29	1	Olivier, Cody	LAS	52.31	52.31	26	13	47.85	47.85	49	32	100.16	75	27
88	88	1	Sanders, Matthew	LCS	62.80	62.8	41	26	38.02	38.02	18	9	100.82	59	28
15	15	1	Legault, Mathieu	SAC	45.44	45.44	16	9	56	56	68	50	101.44	84	29
58	58	1	Jarecki, August	LEP	52.73	52.73	27	14	48.73	48.73	53	36	101.46	80	30
70	70	1	Houghton, Andrew	SJSH	55.11	55.11	30	16	46.77	46.77	45	28	101.88	75	31
60	60	1	Lepage, Patrick	LIV	55.14	55.14	31	17	47.14	47.14	46	29	102.28	77	32
34	34	1	D'Aloisio, Jake	SBS	56.32	56.32	33	18	46.47	46.47	44	27	102.79	77	33
54	54	1	Lepage, Rory	LIV	57.42	57.42	34	19	47.73	47.73	48	31	105.15	82	34
83	83	1	Labonte, Matthew	LCS	62.21	62.21	40	25	44.7	44.7	39	23	106.91	79	35
12	12	1	Watier, Alex	LIV	58.53	58.53	35	20	49.55	49.55	57	39	108.08	92	36
62	62	1	Quinby, George	SJSH	60.66	60.66	36	22	48.07	48.07	51	34	108.73	87	37
74	74	1	Graham, Nick	SJSH	67.76	67.76	49	34	41.51	41.51	28	15	109.27	77	38
18	18	1	St-Jean, Andrew	BAC	64.30	64.3	42	27	46.37	46.37	43	26	110.67	85	39
51	51	1	Denniston, Scott	LEP	61.33	61.33	39	24	49.4	49.4	56	38	110.73	95	40
13	13	1	Cirella, Cody	BAC	65.07	65.07	44	29	47.49	47.49	47	30	112.56	91	41
80	80	1	Krueger, Kiernan	LCS	60.66	60.66	36	21	52.07	52.07	61	43	112.73	97	42
63	63	1	Dailey, Spencer	SBS	64.88	64.88	43	28	50.71	50.71	59	41	115.59	102	44
84	84	1	Goegan, Adam	SBS	65.58	65.58	45	30	50.27	50.27	58	40	115.85	103	45
52	52	1	Paquette, Jason	SJSH	67.32	67.32	48	33	48.93	48.93	54	37	116.25	102	46
66	66	1	St-Aubin Ouellette, Caleb	CND	67.03	67.03	47	32	51.23	51.23	60	42	118.26	107	48
56	56	1	Ablitt, Jordan	LCS	76.38	76.38	55	39	43.51	43.51	36	21	119.89	91	49
61	61	1	Cirillo, Chris	SJSH	71.60	71.6	52	37	48.37	48.37	52	35	119.97	104	50
68	68	1	Manarin, Jason	LCS	68.22	68.22	50	35	52.7	52.7	62	44	120.92	112	51
79	79	1	Smith, Nicholas	LCS	68.38	68.38	51	36	52.77	52.77	63	45	121.15	114	52
69	69	1	Larose, William	CND	73.23	73.23	53	38	54.73	54.73	66	48	127.96	119	53
78	78	1	Fyfe, Joey	SBS	84.58	84.58	56	40	55.99	55.99	67	49	140.57	123	54
85	85	1	Smith, Tim	LCS	85.96	85.96	57	41	64.55	64.55	71	52	150.51	128	55
89	89	1	Sirkka, Jake	LCS	115.74	115.74	59	43	42.38	42.38	35	20	158.12	94	56
71	71	1	Durocher, Randy	CND	106.21	106.21	58	42	54.1	54.1	65	47	160.31	123	57
2	2	1	Paige, Brian	SJSH	DSQ	998	60	44	32.7	32.7	4	1	1030.7	64	58
21	21	1	Regis, Aaron	SJSH	DSQ	998	60	44	37.03	37.03	11	3	1035	71	60
5	5	1	Mirfield, Nigel	SSS	DSQ	998	60	44	37.14	37.14	13	4	1035.1	73	62
64	64	1	White, Brendan	LIV	DNF	998	60	52	41.47	41.47	27	14	1039.5	87	63
39	39	1	Zimmer, Scott	SCC	DSQ	998	60	52	41.55	41.55	31	17	1039.6	91	3/64

NOSSA ALPINE SKI - 2009

11:47 AM

Boys Results - Overall

BIB	ORDER	LEVEL	NAME	SCHOOL	S TIME1	S TOTAL	S PLC Overall	S PLC LEVEL	GS TIME	GS TOTAL	GS PLACE	GS PLC LEVEL	TOTAL TIME	TOT PLC	RANK
57	57	1	Grecco, Stephen	SBS	DSQ	998	60	44	42.31	42.31	33	18	1040.3	93	65
42	42	1	Yelnick, Dan	SJSH	DNF	998	60	52	43.78	43.78	37	22	1041.8	97	66
32	32	1	Arsenault, Matt	LIV	DSQ	998	60	44	46.34	46.34	42	25	1044.3	102	67
72	72	1	Mitchell, Ryan	LCS	DSQ	998	60	44	47.99	47.99	50	33	1046	110	68
23	23	1	Charles, Nick	SCC	DSQ	998	60	44	52.9	52.9	64	46	1050.9	124	70
67	67	1	Bradley, Jeffrey	SBS	DNS	999	74	52	56.18	56.18	69	51	1055.2	143	71
48	48	1	Desmarais, Guy	CND	61.30	61.3	38	23	DSQ	998	72	53	1059.3	110	72
17	17	1	Kosowan, Garrett	LIV	65.97	65.97	46	31	DNS	999	74	55	1065	120	73
22	22	1	Roy, Austin	SBS	DSQ	998	60	44	DSQ	998	72	53	1996	132	74
10	10	1	Jacques, Maxime	SAC	DNS	999	74	52	DNS	999	74	55	1998	148	75
28	28	1	McKay, Mathieu	CND	DNS	999	74	52	DNS	999	74	55	1998	148	76
33	33	1	Mathew, Corey	BAC	DNS	999	74	52	DNS	999	74	55	1998	148	77
41	41	1	Wendorf, Adam	LAS	DNS	999	74	52	DNS	999	74	55	1998	148	78
43	43	1	Plouffe, Troy	LIV	DNS	999	74	52	DNS	999	74	55	1998	148	79
44	44	1	Cote, Shane	SBS	DNS	999	74	52	DNS	999	74	55	1998	148	80
46	46	1	Marshall, Keegan	LCS	DNS	999	74	52	DNS	999	74	55	1998	148	81
47	47	1	Basso, Keaton	LEP	DNS	999	74	52	DNS	999	74	55	1998	148	82
49	49	1	Zagar, Anthony	SCC	DNS	999	74	52	DNS	999	74	55	1998	148	83
59	59	1	Trudeau, Zackari	CND	DNS	999	74	52	DNS	999	74	55	1998	148	84
73	73	1	Ciammaichella, Mitchell	SBS	DNS	999	74	52	DNS	999	74	55	1998	148	85
75	75	1	Keenan, Dallas	SBS	DNS	999	74	52	DNS	999	74	55	1998	148	86
76	76	1	Gatien, Michael	LCS	DNS	999	74	52	DNS	999	74	55	1998	148	87
82	82	1	Potter, Ryan	SBS	DNS	999	74	52	DNS	999	74	55	1998	148	88
86	86	1	Filipov, Zack	SBS	DNS	999	74	52	DNS	999	74	55	1998	148	89

Monday, April 20, 2009

To the NOSSA Committee:

The 2009 NOSSA Nordic Ski Championships held in North Bay by Widdifield S.S. went very well.

As convenor, I recommend:

1. That if NOSSA wants to send competitive teams to OFSAA for Nordic that we adopt at regional and association races sprint races under the same guidelines that OFSAA implements, to qualify the top teams from the sprint races to OFSAA instead of the top junior and senior combined teams from the "team" results in the individuals races as currently exists. Sprints are now a medal event at OFSAA and as it stands we aren't qualifying any teams considering this. Other associations in the province have begun to qualify their top sprint teams in each category instead of Junior and Senior combined and I would like the committee's blessing to do the same.
2. If we start qualifying teams from the sprint to OFSAA that the Aggregate banners or Combined banners (as they were supposed to be) instead be changed to Sprint Relay Junior Boys etc etc.

Thank-you for your time.

Karl Giesbrecht
Widdifield S.S.
North Bay, ON
(705) 472-5711

NORTHERN ONTARIO SECONDARY SCHOOLS' ATHLETICS
200 - 9 SPORT COMMITTEE FINANCIAL STATEMENT

SPORT Nordic Skiing BOYS ☐ GIRLS ☐ COED ☒
 CONVENER Karl Giesbrecht MID ☐ JR ☐ SR ☐ OPEN ☒

SPORT COMMITTEE INCOME			
#	Item or Description	Budget Est.	Actual Cost
1	Entry Fees		\$293.00
2	Gate Proceeds		\$0.00
3	Medals Returned - Refund		\$0.00
4	Other (specify)		\$0.00
	TOTAL INCOME	\$0.00	\$293.00

SPORT COMMITTEE COSTS			
#	Item or Description	Budget Est.	Actual Cost
1	Officials		\$0.00
2	Officials' Travel and Per Diem Expenses		\$0.00
3	Minor Officials		\$0.00
4	Facility Costs		-\$100.00
5	Awards - Medallions		-\$93.00
6	Awards - Banners		\$0.00
7	Office Supplies and Expenses		\$0.00
8	Other (please list) (Volunteer officials lunches)		-\$70.00
	Sprint Relay Prizes		-\$32.77
	TOTAL COSTS	\$0.00	-\$295.77
	NET COSTS (Total Costs - Total Income)	-\$2.77	-\$2.77

****COSTS HAVE TO BE ENTERED AS NEGATIVE VALUES IN ORDER FOR NET COST CALCULATION TO WORK**

NOTE: Submit this form to your District Secretary in time for the NOSSA AGM in April along with your report

NOSSA Boys Soccer 2007-08
Hosted by Nipissing District Athletic Association (NDA)
Convened by: Tim Lowe (É.S.C. Algonquin)

1. Results:

Senior:

AAA – **Lockerby 3** – SJSH 2
AA – **White Pines 3** – Widdifield 1
A – **St Benedict 6** – Algonquin 1

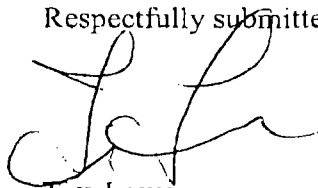
Junior:

AAA – **SJSH 2** – Lockerby 0
AA – **St Charles 5** – Widdifield 1
A – **Franco-Cité 3** – St Benedict 2

Congratulations to all participants and certainly to all NOSSA Championship teams!

2. No problems with this year's championship. The weather cooperated! The addition of the Sault Ste Marie representative was a welcome addition.

Respectfully submitted,



Tim Lowe
ESC Algonquin

NORTHERN ONTARIO SECONDARY SCHOOLS' ATHLETICS
20⁰⁷ - ⁰⁸ SPORT COMMITTEE FINANCIAL STATEMENT

SPORT Boys A-AA-AAA Soccer

BOYS ☒ GIRLS ☐ COED ☐

CONVENER Tim Lowe

MID ☐ JR ☒ SR ☒ OPEN ☐

SPORT COMMITTEE INCOME			
#	Item or Description	Budget Est.	Actual Cost
1	Entry Fees <i>14 teams @ \$160.00 per team</i>		\$2,240.00
2	Gate Proceeds		
3	Medals Returned - Refund		
4	Other (specify)		
TOTAL INCOME		\$0.00	\$2,240.00

SPORT COMMITTEE COSTS			
#	Item or Description	Budget Est.	Actual Cost
1	Officials		-\$840.00
2	Officials' Travel and Per Diem Expenses		
3	Minor Officials		
4	Facility Costs		-\$289.00
5	Awards - Medallions		-\$990.00
6	Awards - Banners		
7	Office Supplies and Expenses		
8	Other (please list) <small>(Water for minor officials and game officials, paint for lining the fields)</small>		-\$100.00
TOTAL COSTS		\$0.00	-\$2,219.00
NET COSTS (Total Costs - Total Income)		\$21.00	\$21.00

****COSTS HAVE TO BE ENTERED AS NEGATIVE VALUES IN ORDER FOR NET COST CALCULATION TO WORK**

NOTE: Submit this form to your District Secretary in time for the NOSSA AGM in April along with your report

"A", "AA", "AAA" NOSSA Girls' Soccer – June 2008
Convener – Dan Bartolucci (Marymount Academy)

1) NOSSA Results:

"A" Champion	Macdonald Cartier
"AA" Champion	Chippewa Secondary School
"AAA" Champion	Lockerby Composite

2) Names of Winning Coaches:

Macdonald Cartier	Ray Chevette
Chippewa Secondary	Jim Connell & John Richmond
Lockerby Composite	J. Falcioni, J. Roach, S. Falcioni, & M. McCulligh

3) Problems Encountered This Year:

- The only problem was that it was difficult to communicate who teams would be facing due to the schedule. Some schools played their city finals on the Thursday evening and reported to the convener late Friday afternoon. Therefore, the convener was not able to contact the schools before Monday to let them know who they would be facing.

4) Recommendations for Next Year:

- Entry fee can be decreased to approximately \$120.00.

5) Financial Statement:

- See attached sheet.
- **Note:** Teams were charged an entry fee of \$175.00/team. In the end, we turned a profit of approx. \$500.00. Therefore, a refund of \$60.00 was sent out (on behalf of SDSSAA) to each participating school.

6) Playing Regulation Updates:

- With Sault Ste. Marie "AA" teams added this year it was nice to have a semi-final and a final. The schedule ran very smoothly and all teams appeared satisfied with the way games were scheduled.
- There are no notices of motion to change constitutions for NOSSA or OFSAA.

NORTHERN ONTARIO SECONDARY SCHOOLS' ATHLETICS
20₀₇ - 08 SPORT COMMITTEE FINANCIAL STATEMENT

SPORT Soccer BOYS ☐ GIRLS ☒ COED ☐
 CONVENER Dan Bartolucci MID ☐ JR ☐ SR ☐ OPEN ☒

SPORT COMMITTEE INCOME			
#	Item or Description	Budget Est.	Actual Cost
1	Entry Fees	\$1,400.00	\$1,400.00
2	Gate Proceeds	\$0.00	\$0.00
3	Medals Returned - Refund	\$0.00	\$0.00
4	Other (specify)	\$0.00	\$0.00
TOTAL INCOME		\$1,400.00	\$1,400.00

SPORT COMMITTEE COSTS			
#	Item or Description	Budget Est.	Actual Cost
1	Officials	\$400.00	-\$387.50
2	Officials' Travel and Per Diem Expenses	\$0.00	\$0.00
3	Minor Officials	\$0.00	\$0.00
4	Facility Costs	\$0.00	\$0.00
5	Awards - Medallions	\$350.00	-\$360.00
6	Awards - Banners	\$150.00	-\$135.00
7	Office Supplies and Expenses	\$0.00	\$0.00
8	Other (please list)	\$0.00	\$0.00
TOTAL COSTS		\$2,300.00	-\$882.50
NET COSTS (Total Costs - Total Income)		\$517.50	\$517.50

****COSTS HAVE TO BE ENTERED AS NEGATIVE VALUES IN ORDER FOR NET COST CALCULATION TO WORK**

NOTE: Submit this form to your District Secretary in time for the NOSSA AGM in April along with your report

Friday, May 30, 2008 2:43:26 PM

Message

From: Peter Kategiannis
Subject: Re: NOSSA Tennis results
To: Dave Makela

Hey Dave:

Results were as follows:

Boys Singles

- 1) Sam Jean Louis (Lockerby)
- 2) Charlie Hancock (West Ferris)

Girls Singles:

- 1) Tegan Wiebe (W.C. Eaket)
- 2) Alison Hunt (St. Charles)

Boys Doubles

- 1) Robert Shaw/ Brendan Lafontaine (Chippewa)
- 2) Caleb Benoit / Brendon Roy (Lasalle)

Girls Doubles

- 1) Amrita Gill / Dana Cooper (Lockerby)
- 2) Stephanie LaBelle/ Jill Gallagher (Alongonquin E.S)

Mixed Doubles

- 1 Vedran Dukuc/ Lisa Hysen (Lockerby)
- 2 Joey Puddister/ Charlie Puddister (West Ferris)

Lockerby won the overall Title.

Is it possible that you can pass this on to Sonny as the NOSSA report. The cheque for the medals is on its way.

Thanks.

Pete

NORTHERN ONTARIO SECONDARY SCHOOLS' ATHLETICS
200 - 7 SPORT COMMITTEE FINANCIAL STATEMENT

SPORT NOSSA TRACK & FIELD BOYS ☐ GIRLS ☐ COED ☒
 CONVENER WIDDIFIELD, NDA MID ☒ JR ☒ SR ☒ OPEN ☐

SPORT COMMITTEE INCOME			
#	Item or Description	Budget Est.	Actual Cost
1	Entry Fees		\$2,802.25
2	Gate Proceeds		
3	Medals Returned - Refund		
4	Other (specify)		
	TOTAL INCOME	\$0.00	\$2,802.25

SPORT COMMITTEE COSTS			
#	Item or Description	Budget Est.	Actual Cost
1	Officials - <i>TECH. CREW.</i>		-\$325.00
2	Officials' Travel and Per Diem Expenses		
3	Minor Officials		
4	Facility Costs		
5	Awards - Medallions		-\$952.50
6	Awards - Banners		-\$150.00
7	Office Supplies and Expenses		
8	Other (please list) STOP WATCHES		-\$90.77
	ENGRAVING, TROPHIES, RIBBONS		-\$587.20
	STARTER SHELLS		-\$60.16
	GAWINSKI, OHLMAN, WHITTET--EXPENSES		-\$782.51
	TOTAL COSTS	\$0.00	-\$2,948.14
	NET COSTS (Total Costs - Total Income)	-\$145.89	-\$145.89

****COSTS HAVE TO BE ENTERED AS NEGATIVE VALUES IN ORDER FOR NET COST CALCULATION TO WORK**

NOTE: Submit this form to your District Secretary in time for the NOSSA AGM in April along with your report

2008 NOSSA TRACK AND FIELD

Convener's Report

Convener: Lorri Purnis and Terri Lyn Della Penta

Date: May 29th and 30th, 2008

Site: Jo Foreman Track, Sault Ste. Marie

Results: Distributed and uploaded to the NOSSA website. Highlights:

Team Results	Girls	Boys
Midget Division	Lo-Ellen Park	Sir James Dunn
Junior Division	Lo-Ellen Park	Lo-Ellen Park
Senior Division	Sir James Dunn	Sir James Dunn
Aggregate	Lo-Ellen Park	Sir James Dunn
Co-Ed Aggregate	Sir James Dunn	
Individual Results	Girls	Boys
Midget Division	Alannah McLean (NOLO)	Phil Graf (NODU)
Junior Division	Caroline Ehrhardt (NOES) Serena SanCartier(NOLO) (Ross Proudfoot NOLO)
Senior Division	Emma Tallman (NOMI)	Eric Noland (NODU)

Records: Highlighted and attached as a Hy-tek Report

1. Jeremy Poeta SJSH - Midget Boys 400m 53.68
2. Kyla Pettigrew LEPSS - Midget Girls 1500m 5:10.67
3. John Kosar LEPSS - Midget Boys Pole Vault 2.90m
4. Serena San Cartier LEPSS - Junior Girls 80m Hurdles 12.10
5. Sarah Swain CSS - Junior Girls Pole Vault 2.60m
6. Caroline Ehrhardt EHS - Junior Girls Long Jump 5.12m
7. Caroline Ehrhardt EHS - Junior Girls Triple Jump 11.66m
8. Dale Valade WFSS - Junior Boys Discus 47.13m
9. Richard MacLennan SMC - Senior Mens 400m 49.92
10. Emma Tallman MSS - Senior Womens 1500m 4:52.07
11. Rhiannon Johns SJDCVS - Senior Womens 300m 10:44.23
12. Matt Walters WFSS - Senior Mens 3000m 9:01.46
13. Lucia DeMarco SJSH - Senior Womens Pole Vault 2.50m
14. Erik Faucon CSS - Senior Mens Pole Vault 3.95m
15. Josh Haslam LEPSS - Senior Mens Discus 42.52m
16. Joe Pitawanakwat MSS - Senior Mens Javelin 54.92m

Financial Report: Attached

Problems/Recommendations for Next Year:

From comments I received, it is my understanding that the meet was judged a success, however there were some issues that need to be discussed:

1. There was confusion on my part, yet all coaches were in agreement at the coaches meeting, about the scratch rule. In two separate places in the NOSSA playing regulations there is information about scratching. Unfortunately I only drew my attention to the scratching 30 minutes before the start of the days events part and we all went with that rule. It clearly states 5 pages later that anyone who scratches will be ineligible to compete in any of their subsequent events. I know that it is my responsibility to know the rules, so I take full responsibility for this error, however, my recommendation is that the rules on scratches be placed **together** in the playing regulations so that this error can be avoided in the future. My apologies for the error, but as we all agreed at the coaches meeting, everyone had the same advantage this year.
2. There were issues with coaching in the field events during competition. My officials have always been given strict instruction not to allow any coaching as it is in our constitution. There were complaints about this from coaches that the officials were putting a stop to coaching and warning of possible disqualification. Upon checking the IAAF rules, it was determined that communication outside the competition area, provided it was not disruptive to other competitors, was allowed. I put a note in the officials package for them to designate an area where athletes can converse with their coaches. I discussed the matter with Dave Makela and we could not draw a clear line as to what was coaching and what was simply communicating and I think this issue is a little fuzzy. I recommend making this more clear in the NOSSA playing regulations so that we are all aware of what we are allowed to do for our athletes.
3. Computer Entries: Many birth dates were not submitted in the Hy-Tek program. Although not a huge issue, I did spend an hour or two entering birth dates. This was time consuming at a point when I did not have a lot of time to spare. Please ensure your district entries have all birth dates entered before sending them to the NOSSA convener. You do not even want to know what my recommendations are for people who do not include birth dates are :)
4. Weather: It was cold and rainy on the second day. I recommend that Mother Nature be more co-operative in the future.

I think that is everything. I hope everyone enjoyed the meet despite the weather. I am not sure what is happening next year as I am not sure if Sudbury's track will be ready in time, but I have spoken to our Community Services Department, and she has asked that we not host NOSSA again next year as it interferes with the elementary school meets and ties up many of her staff. Two years in a row is too much...not that I wouldn't enjoy hosting it again.

If anyone has any comments please feel free to email me at purnisl@email.adsb.on.ca

Sincerely,

Lorri Purnis

2008 NOSSA Track and Field Convener
Sir James Dunn CVS

Financial Report

Deposits:

Sudbury:	\$902.50
NDA:	\$596.75
Nipissing:	\$656.25
SMC:	\$146.00
NDDGL:	\$1.75
Korah:	\$98.00
SJD:	\$264.25
White Pines:	\$105.00
SBSS:	\$133.00
BAW:	\$21.00

Entry Fees: \$2924.50

Expenses:

1.	Medals/Banners	\$885.00
2.	Ribbons/Trophies	\$536.82
3.	Officials	\$226.00
4.	Supplies	\$66.40
5.	Extra Trophies	\$27.10
6.	Postage	\$30.11
7.	10X20 Tent	\$225.40
8.	Stationary	\$33.84
9.	Starting Blocks	\$340.00
10.	Radios/batteries/pylons/broom	\$360.89

Total Expenses	\$2734.56
----------------	-----------

Entry Fees - Expenses: $\$2924.50 - \$2734.56 = \$189.94$

NORTHERN ONTARIO SECONDARY SCHOOLS' ATHLETICS
2008-09 SPORT COMMITTEE FINANCIAL STATEMENT

SPORT Volleyball BOYS ☒ GIRLS ☐ COED ☐
 CONVENER Ray Lowlett MID ☐ JR ☒ SR ☒ OPEN ☐

SPORT COMMITTEE INCOME			
#	Item or Description	Budget Est.	Actual Cost
1	Entry Fees		\$ 1600
2	Gate Proceeds		\$ 57
3	Medals Returned - Refund		—
4	Other (specify)		—
TOTAL INCOME		\$0.00	\$0.00 \$ 1657

SPORT COMMITTEE COSTS			
#	Item or Description	Budget Est.	Actual Cost
1	Officials		\$ 966
2	Officials' Travel and Per Diem Expenses		
3	Minor Officials		\$ 235
4	Facility Costs		—
5	Awards - Medallions		\$ 180
6	Awards - Banners		—
7	Office Supplies and Expenses		\$ 25
8	Other (please list) <u>Hospitality</u>		\$ 247
TOTAL COSTS		\$0.00	\$0.00 \$ 1653
NET COSTS (Total Costs - Total Income)		\$0.00	\$0.00 + \$4

****COSTS HAVE TO BE ENTERED AS NEGATIVE VALUES IN ORDER FOR NET COST CALCULATION TO WORK**

NOTE: Submit this form to your District Secretary in time for the NOSSA AGM in April along with your report

NORTHERN ONTARIO SECONDARY SCHOOLS' ATHLETICS
2008- SPORT COMMITTEE FINANCIAL STATEMENT

SPORT Volleyball "AA" BOYS ☒ GIRLS ☐ COED ☐
 CONVENER Richard Breault, Lo-Ellen Park SS MID ☐ JR ☒ SR ☒ OPEN ☐

SPORT COMMITTEE INCOME			
#	Item or Description	Budget Est.	Actual Cost
1	Entry Fees		\$1,330.00
2	Gate Proceeds		
3	Medals Returned - Refund		
4	Other (specify)		
TOTAL INCOME		\$0.00	\$1,330.00

SPORT COMMITTEE COSTS			
#	Item or Description	Budget Est.	Actual Cost
1	Officials		-\$550.00
2	Officials' Travel and Per Diem Expenses		
3	Minor Officials		-\$480.00
4	Facility Costs		
5	Awards - Medallions		-\$180.00
6	Awards - Banners		
7	Office Supplies and Expenses		
8	Other (please list) food for volunteers		-\$53.46
TOTAL COSTS		\$0.00	-\$1,263.46
NET COSTS (Total Costs - Total Income)		\$66.54	\$66.54

****COSTS HAVE TO BE ENTERED AS NEGATIVE VALUES IN ORDER FOR NET COST CALCULATION TO WORK**

NOTE: Submit this form to your District Secretary in time for the NOSSA AGM in April along with your report

RESULTS:

- Widdifield Srs (coached by Danny Gosselin and John Jeffries) and Widdifield Jrs.

CONCERNS:

- none

RECOMMENDATIONS:

- that NOSSA boys volleyball be hosted in two sites on a Friday

RICHARD BREALT - Convener

NOSSA AAA BOYS VOLLEYBALL REPORT 2008

- This year's tournament was hosted by Chippewa S.S. on Friday November 14th.
- The entry fee was \$175.00
- The tournament format and the teams involved were as follows:

Senior Teams

A - Chippewa S.S.
 B - LoEllen Park
 C - Lockerby
 D - St. Jo Scollard Hall

Junior Teams

a - Chippewa S.S.
 b - Lockerby
 c - St. Jo Scollard Hall

Time	Seniors @ Chippewa	Time	Juniors @ Odysee
9 a.m.	A vs D		
10:15 a.m.	B vs C	10:00 am	a vs c
11:30 a.m.	A vs B	12 noon	b vs c
12:45 p.m.	C vs D	2 pm	a vs b
2:00 p.m.	A vs C	4 pm	Junior Final Chippewa vs Lockerby
3:15 p.m.	B vs D		
5:15 p.m.	Senior Final - Lo Ellen vs Lockerby		

- The tournament budget is below

Income		Expenditures	
Entry Fees		Referees	\$495.00
\$175 x 5 =	\$875.00	Scorers	\$10 x 11 matches
			\$110.00
		Food for workers	\$100.00
		Medals and Banners	\$180.00
Total	\$875.00	Total	\$885.00

- Congratulations to Lockerby, the Junior Champions, and LoEllen Park, the Senior Champions

NOSSA CONVENOR REPORT 2008 - 2009

BOYS VOLLEYBALL "B"

Nov. 15, 2008 @ Wasse-Abin Wikwemikong High School

Convenor: Jillian Peltier

Champion: Wasse-Abin Wikwemikong High School

Winning Coaches: Jamie McCarville & Jillian Peltier

Problems Encountered:

The only problem that we experienced this year was a lack of teams involved in the "B" division. We did not have any teams from any other associations attend. It was with the recommendation of Dave Makela that we host a championship anyway because the awards were already available. Hopefully there will be more teams involved in the future.

Financial Statement: see attached

NORTHERN ONTARIO SECONDARY SCHOOLS' ATHLETICS
2008 - 09 SPORT COMMITTEE FINANCIAL STATEMENT

SPORT Volleyball "B"BOYS ☒ GIRLS ☐ COED ☐CONVENER Jillian PeltierMID ☐ JR ☐ SR ☐ OPEN ☒

SPORT COMMITTEE INCOME			
#	Item or Description	Budget Est.	Actual Cost
1	Entry Fees	\$320.00	\$320.00
2	Gate Proceeds		
3	Medals Returned - Refund		
4	Other (specify)		
TOTAL INCOME		\$320.00	\$320.00

SPORT COMMITTEE COSTS			
#	Item or Description	Budget Est.	Actual Cost
1	Officials	-\$35.00	-\$35.00
2	Officials' Travel and Per Diem Expenses	-\$169.40	-\$169.40
3	Minor Officials	-\$27.00	-\$27.00
4	Facility Costs		
5	Awards - Medallions	-\$90.00	-\$90.00
6	Awards - Banners		
7	Office Supplies and Expenses		
8	Other (please list)		
TOTAL COSTS		-\$1.40	-\$321.40
NET COSTS (Total Costs - Total Income)		-\$1.40	-\$1.40

****COSTS HAVE TO BE ENTERED AS NEGATIVE VALUES IN ORDER FOR NET COST CALCULATION TO WORK**

NOTE: Submit this form to your District Secretary in time for the NOSSA AGM in April along with your report

NOSSA “A” GIRLS VOLLEYBALL CHAMPIONSHIP

Friday, February 27th, 2009

	VALLEY VIEW PS 1840 Valleyview Road Val Caron, Ontario Phone (705) 671-5956 Site Convenor - Jennifer Stobo		CONFEDERATION SS 1918 Main Street Val Caron, Ontario Phone (705) 671-5948 Site Convenor - Laura Aubertin	
TIME		TEAMS		TEAMS
10:15	JR	Marymount - Champlain	SR	Confederation - Horizon
11:30	JR	Champlain - Manitoulin	SR	Horizon - Central Algoma
12:45	JR	Marymount - Manitoulin	SR	Confederation - Central Algoma
2:30			JR	FINAL
4:00			SR	FINAL

All Matches are 2/3.
Warm ups are 5 - 5 - 5.

NOSSA "A" GIRLS VOLLEYBALL
CHAMPIONSHIP

Friday, February 27th, 2009

JUNIOR	1	2	3	4	RATIO	POINTS	PLACE
1. Marymount Sudbury 1		25-16 25-20		25-7 26-24		4	1st
2. Manitoulin North Shore	16-25 20-25			13-25 20-25		0	3rd
3. Franco-Cite Nipissing							
4. Champlain Sudbury 2	7-25 24-26	25-13 25-20				2	2nd

Final:

Marymount (2) vs Champlain (0)

Scores - 25-22, 25-17

Congratulations to Marymount Regals - Gold Medal Winners

Coach - Tammy Jutila

NOSSA "A" GIRLS VOLLEYBALL
CHAMPIONSHIP

Friday, February 27th, 2009

SENIOR	1	2	3	4	RATIO	POINTS	PLACE
1. Confederation Sudbury 1		25-13 25-7		24-26 25-19 15-8		4	1st
2. Central Algoma North Shore	13-25 7-25			12-25 20-25		0	3rd
3. Franco-Cite Nipissing							
4. Horizon Sudbury 2	26-24 19-25 8-15	25-12 25-20				2	2nd

Final:

Confederation (2) vs Horizon (0)

Scores - 25-15, 25-18

Congratulations to Confederation Chargers - Gold Medal Winners

Coaches Laura Aubertin and Bruce Holden

Results:

Congratulations to Tammy Jutila and the Marymount Regals for taking the Gold Medal for the Junior competition. Congratulations to Laura Aubertin and Bruce Holden and the Confederation Chargers for winning the Gold Medal for the Senior Competition.

Problems Encountered:

LET IT SNOW!!! LET IT SNOW!!! LET IT SNOW!!!

The date for NOSSA A Girls Volleyball was declared a Snow Day in Sudbury. The school buses were cancelled, however schools remained open. The NOSSA Constitution does not indicate any procedures for such an event. As some teams from outside the host district were already in Sudbury, I decided to proceed with the tournament. Unfortunately, Franco-Cite from Sturgeon Falls (who had both a junior and a senior team in the tournament) were unable to make the trip to Sudbury for the competition as their buses were also unavailable. Should NOSSA look at a standard policy for such situations?

Recommendations:

Since we used two sites for the tournament (which is becoming normal practice), a schedule this type of tournament setup should be included in the playing regulations. Flexibility for scheduling should remain, dependent upon the location of the host site.

Contact numbers should be forwarded to the convener of the tournament, especially when a team is traveling into a district. As well, the tournament convener should supply complete contact information to the coaches. This information would facilitate communication amongst the participants.

OFSAA's AELs system for providing eligibility lists should be made mandatory for all sports at the NOSSA level.

NORTHERN ONTARIO SECONDARY SCHOOLS' ATHLETICS
20__ - __ SPORT COMMITTEE FINANCIAL STATEMENT

SPORT _____ BOYS [] GIRLS [] COED []
 CONVENER _____ MID [] JR [] SR [] OPEN []

SPORT COMMITTEE INCOME			
#	Item or Description	Budget Est.	Actual Cost
1	Entry Fees		
2	Gate Proceeds		
3	Medals Returned - Refund		
4	Other (specify)		
	TOTAL INCOME		

SPORT COMMITTEE COSTS			
#	Item or Description	Budget Est.	Actual Cost
1	Officials		
2	Officials' Travel and Per Diem Expenses		
3	Minor Officials		
4	Facility Costs		
5	Awards - Medallions		
6	Awards - Banners		
7	Office Supplies and Expenses		
8	Other (please list)		
	TOTAL COSTS		
	NET COSTS (Total Costs - Total Income)		

****COSTS HAVE TO BE ENTERED AS NEGATIVE VALUES IN ORDER FOR NET COST CALCULATION TO WORK**

NOTE: Submit this form to your District Secretary in time for the NOSSA AGM in April along with your report

NOSSA Convenor's Report
Senior Girls Volleyball A.A.
Elliot Lake Secondary School
Friday / Saturday Feb 27/28, 2009

1/ Champion Sir James DUNN

Games Results	<u>WIN</u>	<u>LOSS</u>
	St.Charles	ELSS
	St.Charles	JN
	S.J.DUNN	Chippewa
	S.J.DUNN	St.Charles
	ELSS	JN
	Chippewa	JN
	Chippewa	ELSS
	S.J.DUNN	JN
	S.J.DUNN	ELSS
	Chippewa	St. Charles
	S.J.DUNN	Chippewa

2/ Sir James DUNN coaches, Chris Summers / Walter Govers

3/ A huge blizzard hit Northeastern Ontario the night before our championship. However all the teams worked together, were willing to adjust schedules, and the championship went very well. Thanks to everyone for being flexible.

4/ N.A.

5/ Financial statement on separate page.

6/ N.A.

Respectfully submitted,
Tom O'Grady

NORTHERN ONTARIO SECONDARY SCHOOLS' ATHLETICS
2008-09 SPORT COMMITTEE FINANCIAL STATEMENT

SPORT Volleyball
 CONVENER Ray Gowlett

BOYS ☐ GIRLS ☒ COED ☐
 MID ☐ JR ☒ SR ☐ OPEN ☐

SPORT COMMITTEE INCOME			
#	Item or Description	Budget Est.	Actual Cost
1	Entry Fees		\$ 1500
2	Gate Proceeds		_____
3	Medals Returned - Refund		_____
4	Other (specify)		_____
TOTAL INCOME		\$0.00	\$0.00 1500

SPORT COMMITTEE COSTS			
#	Item or Description	Budget Est.	Actual Cost
1	Officials		\$ 894
2	Officials' Travel and Per Diem Expenses		_____
3	Minor Officials		\$ 261
4	Facility Costs		_____
5	Awards - Medallions		\$ 90
6	Awards - Banners		_____
7	Office Supplies and Expenses		_____
8	Other (please list) <u>Meals</u>		\$ 225.67
TOTAL COSTS		\$0.00	\$0.00 1470.67
NET COSTS (Total Costs - Total Income)		\$0.00	\$0.00 29.33

****COSTS HAVE TO BE ENTERED AS NEGATIVE VALUES IN ORDER FOR NET COST CALCULATION TO WORK**

NOTE: Submit this form to your District Secretary in time for the NOSSA AGM in April along with your report

NORTHERN ONTARIO SECONDARY SCHOOLS' ATHLETICS
20__-__ SPORT COMMITTEE FINANCIAL STATEMENT

SPORT A. A. Senior Girls Volleyball BOYS ☐ GRLS ☒ COED ☐
 CONVENER Tom O'Grady MID ☐ LF ☐ SF ☒ OPEN ☐

SPORT COMMITTEE INCOME			
#	Item or Description	Budget Est.	Actual Cost
1	Entry Fees		\$1,250.00
2	Gate Proceeds		\$75.00
3	Medals Returned - Refund		
4	Other (specify)		
TOTAL INCOME		\$0.00	\$1,325.00

SPORT COMMITTEE COSTS			
#	Item or Description	Budget Est.	Actual Cost
1	Officials		-\$785.20
2	Officials' Travel and Per Diem Expenses		-\$91.20
3	Minor Officials		-\$43.70
4	Facility Costs		
5	Awards - Medallions		
6	Awards - Banners		
7	Office Supplies and Expenses		
8	Other (please list)		
TOTAL COSTS		\$0.00	-\$920.10
NET COSTS (Total Costs - Total Income)		-\$65.10	-\$65.10

****COSTS HAVE TO BE ENTERED AS NEGATIVE VALUES IN ORDER FOR NET COST CALCULATION TO WORK**

NOTE: Submit this form to your District Secretary in time for the NOSSA AGM in April along with your report.

NOSSA 'AAA' Championship: White Pines Collegiate Saturday, Feb. 28, 2009

Junior
Lo-Ellen
Widdifield
Sir James Dunn
White Pines

Senior
Lockerby
Widdifield
White Pines
St. Mary's

Time	Div.	Gym #1	Gym #2
9:00 am	Jr.	Lo-Ellen vs. WP 25-23, 25-22	WSS vs. SJD 26-24, 19-25, 15-12
10:15 am	Sr.	Lockerby vs. SMC 25-21, 25-13	WSS vs. WP 25-15, 25-10
11:30 am	Jr.	Lo-Ellen vs. WSS 25-16, 25-13	SJD vs. WP 25-23, 25-21
12:45 pm	Sr.	Lockerby vs. WSS 26-24, 25-19	WP vs. SMC 25-23, 20-25, 15-12
2:00 pm	Jr.	Lo-Ellen vs. SJD 25-18, 25-14	WSS vs. WP 25-17, 25-10
3:15 pm	Sr.	Lockerby vs. WP 25-8, 25-21	WSS vs. SMC 25-17, 25-18
5:00 pm	Jr.	WSS vs. Lo-Ellen 25-15, 25-12	Junior Championship Game
6:30 pm	Sr.	WSS vs. Lockerby 25-15, 25-27, 15-9	Senior Championship Game

Junior Champion: Widdifield Secondary School
Senior Champion: Widdifield Secondary School

Income

8 teams X \$150.....	\$1200
Gate Proceeds.....	\$275
Total Income.....	\$1475

Expenses

Officials (see attached quote).....	\$728
28 Linespeople (@ \$10/game).....	\$280
28 Minor Officials (@ \$5/game).....	\$140
Food and Supplies.....	\$137.13
Medals/Banners.....	\$180 + 6 medals
Total Expenses.....	\$1465.13

Thank you to everyone who helped make this day a success!

Shauna Conway ☺
St. Mary's College
Volleyball AAA NOSSA Convenor



Host School: Ecole Secondaire Notre Dames-des-Grands-Lacs

250 St. Georges ,Ave.

Sault Ste. Marie,On.

1. Results:	Teams	Scores	Winner
	Notre Dame vs Riviere des Francais	16-25 20-25	RDF
	Villa Francaise des Jeunes vs FJ McElligott	19-25 24-26	FJM
	NDGL vs VFJ	25-19 25-23	NDGL
	RDF vs FJM	25-23 23-25 15-12	RDF
	NDGL vs FJM	26-24 25-21	NDGL
	VFJ vs RDF	11-25 14-25	RDF
	NOSSA"B" Championship game		
	NDGL vs RDF	15-25 25-22 7-15	RDF

Gold: Riviere des Francais

Silver: Notre Dams des Grands Lacs

3rd: F.J. McElligott

4th: Villa Francaise des Jeunes

No trophit awarded

2. Names of winning coaches: Gold Metal coach: Vicky McLean

Silver Metal coach: Randy Supak

3. Problems encountered: Lack of Referees in our district to host 2 NOSSA events at the same time s,so I had to change the date to accomidate this.

4. On the 4 year callender the Sault in 3 years will be hosting 3 Nossas Volleyball events the same day. I spoke with the team from Mattawa and asked why they were not hosting and they said they would host "B" so I would propose that they host(Nippissing District) in three years for NOSSA"B" and it will help ease the problem we will have in the Sault with the Referee problem.

5. Attached

6. Attached



6. (a) : I would like to see the NOSSA Championship game be a best 3 out of 5.
All round robin games be best 2 out of 3
- (b) NOSSA

NORTHERN ONTARIO SECONDARY SCHOOLS' ATHLETICS
200-9 SPORT COMMITTEE FINANCIAL STATEMENT

SPORT NOSSA "B" Girls Volleyball BOYS ☐ GIRLS ☐ COED ☐
 CONVENER RANDY SUPAK MID ☐ JR ☐ SR ☐ OPEN ☒

SPORT COMMITTEE INCOME			
#	Item or Description	Budget Est.	Actual Cost
1	Entry Fees <u>40 @ \$200.00</u>		<u>\$8000.00</u>
2	Gate Proceeds		0
3	Medals Returned - Refund		0
4	Other (specify)		0
TOTAL INCOME		\$0.00	<u>\$8000.00</u>

SPORT COMMITTEE COSTS			
#	Item or Description	Budget Est.	Actual Cost
1	Officials		<u>\$364.00</u>
2	Officials' Travel and Per Diem Expenses		
3	Minor Officials		<u>\$220.00</u>
4	Facility Costs		0
5	Awards - Medallions		<u>90.00</u>
6	Awards - Banners		
7	Office Supplies and Expenses		<u>126.00</u>
8	Other (please list)		
TOTAL COSTS		\$0.00	<u>\$780.00</u>
NET COSTS (Total Costs - Total Income)		\$0.00	<u>0</u>

****COSTS HAVE TO BE ENTERED AS NEGATIVE VALUES IN ORDER FOR NET COST CALCULATION TO WORK**

NOTE: Submit this form to your District Secretary in time for the NOSSA AGM in April along with your report

Final Standings / Classement final

741

Ranking	Nom, Prénom	Team
Classement	Last Name, First Name	Equipe

High School Boys 41

1	FORBES, AARON	Korah
---	---------------	-------

High School Boys 47.5 kg

1	FRYIA, JOSH	Sir James
2	McKINNON, LOGAN	CASS
3	MIRON, ANDRE	Franco
4	MENARD, JERRITTE	CASS
5	HOULE, DYLAN	St. Mary's

High School Boys 51 kg

1	BARBEAU, PETE	Lo-Ellen
2	REID, ZACK	CASS

High School Boys 54 kg

1	GALLOWAY, DYLAN	Lockerby
2	THERIAULT, JAMIE	Hanmer
3	ST JOHN, BLAIR	Korah
4	JAMIESON, WILLIE	Lo-Ellen
5	BOURCK, BJ	St. Basil

High School Boys 57.5 kg

1	PIGEAU, DYLAN	Korah
2	LARKIN, ROB	Sir James
3	DROUIN, MARC	Champlain
4	WETZEL, GABE	Korah
5	GREGIORE, KYLE	CASS

High School Boys 61 kg

1	DURIE, CHRIS	Franco
2	MIDDLETON, WYLIE	Korah
3	GARDNER, JOSH	CASS
4	SIMEONI, ANDREW	Lockerby
5	HEGLAND, JAMIE	St. Mary's
6	ANGER, COLIN	Widdifield

High School Boys 64 kg

1	MULLIN, ZACK	Lo-Ellen
2	WAINE, CALVIN	Notre Dame
3	JYLLI, RUDI	CONFED
4	MARTEL, BRUCE	Widdifield
5	LINKLATER, DAN	Korah
6	BUCHAN, WESLEY	St. Basil

High School Boys 67.5 kg

1	CHOW, CURTIS	Eaket
2	GARDNER, AARON	CASS
3	OSBORNE, KYLE	Notre Dame
4	CHAMBERLAIN, SPENCER	W. Pines
5	LAAPER, MATHEW	Lockerby
6	PALECKI, BILLIE	Eaket

High School Boys 72 kg

1	BURTON, SPENCER	Chelmsford
2	TALARICO, NICK	Lockerby
3	CHARETTE, MATHIEU	Lockerby

Ranking	Nom, Prénom	Team
Classement	Last Name, First Name	Equipe

4	TINDALL, BEN	CASS
5	IZYDORCZYK, BEN	Sir James
6	CUSHING, KYLE	Northern

High School Boys 77 kg

1	KILROY, LUKE	Widdifield
2	MULLIN, DAMIEN	Lo-Ellen
3	BOYNE, DEVON	Lockerby
4	YOUNG, TREVOR	CONFED
5	DENOMME, ADRIEN	Champlain
6	SULLIVAN, SHAWN	St. Basil

High School Boys 83 kg

1	DURIGON, BRAD	Lockerby
2	BREBANT, JAMES	Chelmsford
3	BLONDIN, STEVEN	Eaket
4	MORLEY, LUKE	Korah
5	ATKINSON, KYLE	CASS
6	TRIVERS, BEN	Korah

High School Boys 89 kg

1	ANTHONY, BULFON	Lockerby
---	-----------------	----------

High School Boys 95 kg

1	LAGACE, ROBERT	Eaket
2	GALLOWAY, DEREK	Lockerby
3	QUINTON, JOEY	Korah

High School Boys Unlimited

1	ROY, AUSTIN	St. Benedic
2	MORIN, JOEY	St. Benedic
3	GEILING, BILL	Sir James
4	BISSAILLON, BRIAN	Eaket
5	JARVIS, BOBBY	Sir James
6	INGRICELLI, DANIEL	St. Benedic

High School Girls 41 kg

1	PELLETIER, JOSEE	Macdonald
---	------------------	-----------

High School Girls 44 kg

1	SCHEUERMANN, ELIZA	CASS
---	--------------------	------

High School Girls 47.5 kg

1	AIKENS, SARAH	CASS
2	TOWELL, LAUREN	W. Pines
3	CHAMBERLAIN, MIKAYLA	W. Pines

High School Girls 51 kg

1	KINZEL, NICOLE	CASS
2	BEHRENS, CHERIE	Korah
3	COMEAU, MAXIME	Macdonald

High School Girls 54 kg

1	NEVEAU, KAYLA	St. Basil
2	TULLOCH, SIERRA	CASS

High School Girls 57.5 kg

NORTHERN ONTARIO SECONDARY SCHOOLS' ATHLETICS
2008-09 SPORT COMMITTEE FINANCIAL STATEMENT

SPORT Wrestling
 CONVENER Ray Gawlett

BOYS ☐ GIRLS ☒ COED ☒
 MID ☐ JR ☐ SR ☐ OPEN ☒

SPORT COMMITTEE INCOME			
#	Item or Description	Budget Est.	Actual Cost
1	Entry Fees		\$ 2096
2	Gate Proceeds		—
3	Medals Returned - Refund		—
4	Other (specify)		—
TOTAL INCOME		\$0.00	\$0.00 2096

SPORT COMMITTEE COSTS			
#	Item or Description	Budget Est.	Actual Cost
1	Officials		\$ 763
2	Officials' Travel and Per Diem Expenses		\$ 213.62
3	Minor Officials		
4	Facility Costs		\$ 693.00
5	Awards - Medallions		\$ 270
6	Awards - Banners		—
7	Office Supplies and Expenses		
8	Other (please list)		
	Mat Tape		\$ 129.62
TOTAL COSTS		\$0.00	\$0.00 \$2069.24
NET COSTS (Total Costs - Total Income)		\$0.00	+\$0.00 \$26.74

****COSTS HAVE TO BE ENTERED AS NEGATIVE VALUES IN ORDER FOR NET COST CALCULATION TO WORK**

NOTE: Submit this form to your District Secretary in time for the NOSSA AGM in April along with your report

Final Standings / Classement final

Ranking	Nom, Prénom	Team
Classement	Last Name, First Name	Equipe

1	HIRSCHFELD, SARAH	Sudbury SS
2	MITCHELL, SYDNEY	Sir James
3	LARIVIERE, ALEXIS	NotreDame
4	QUAN, YI	Korah
5	DESILETS, ANDREANNE	Macdonald

High School Girls 61 kg

1	MCLEAN, ALEXANDRA	Sir James
2	BELANGER, RICKIE-LEE	Lockerb y

High School Girls 64 kg

1	BEAULIEU, KATE	CASS
2	FRANCIS, THRISHA	Sir James
3	SMITH, SHEALEE	W. Pines

High School Girls 67.5 kg

1	ARMSTRONG, LINDSAY	CASS
2	THOMSPSON, TIA	Sudbury SS
3	MAITLAND, CHELSEY	Korah
4	MORTIMORE, NIKKI	CASS
5	KENNEDY, MAGGIE	St. Mary's
6	THOMPSON, MEREDITH	W. Pines

High School Girls 72 kg

1	BYRNES, MERCEDES	Champlain
2	DOROODIAN, NATASHA	Korah
3	ROBERTSON, COURTNEY	W. Pines

High School Girls 77 kg

1	SANGESTINO, REYANNA	Sir James
2	ALCOCK, ALEANNA	CONFED
3	MACLEOD, CARESSA	Sudbury SS

High School Girls 83 kg

1	HERTZKE, SHAYLA	W. Pines
2	PHILLIPS, SHELBY	Sudbury SS
3	CORTESIA, KAYLA	St. Basil