

SDSSAA/NOSSA ALPINE SKI CHAMPIONSHIP

Thursday, March 3rd - Adanac Ski Hill
INDIVIDUAL RESULTS -TOP 6 PLACES BY LEVEL AND RACE

BOYS - GIANT SLALOM

BIB	LEV	LAST	FIRST	SCH	TIME	PLACE
68	HS	Pilon	Matt	LEP	27.04	1
77	HS	Farrell	Joe	LCS	28.76	2
98	HS	Kelly	Kevin	LEP	29.49	3
66	HS	Pennie	Jack	MSS	29.95	4
65	HS	Anderson	Jack	LCS	30.60	5
97	HS	Baron	Callum	LCS	30.90	6
105	OP	Gibson	Jonah	LEP	24.26	1
108	OP	Woods	Connor	SBS	25.93	2
107	OP	Mannella	Logan	LAS	26.18	3
106	OP	Nielsen	Jacob	ESMC	26.40	4
113	OP	Crawford	George	SBS	27.18	5
112	OP	Gougeon	Griffin	LEP	27.30	6

BOYS - SLALOM

BIB	LEV	LAST	FIRST	SCH	TIME1	TIME2	TOT	PLACE
68	HS	Pilon	Matt	LEP	29.74	29.80	59.54	1
98	HS	Kelly	Kevin	LEP	32.22	34.10	66.32	2
72	HS	Philips	Alexander	CND	30.47	36.27	66.74	3
66	HS	Pennie	Jack	MSS	33.36	34.22	67.58	4
77	HS	Farrell	Joe	LCS	33.81	35.90	69.71	5
65	HS	Anderson	Jack	LCS	34.70	35.40	70.10	6
105	OP	Gibson	Jonah	LEP	26.52	26.31	52.83	1
106	OP	Nielsen	Jacob	ESMC	27.20	27.72	54.92	2
107	OP	Mannella	Logan	LAS	28.59	29.10	57.69	3
111	OP	Grossi	Paolo	SBS	29.44	29.17	58.61	4
112	OP	Gougeon	Griffin	LEP	29.89	30.66	60.55	5
113	OP	Crawford	George	SBS	30.17	30.43	60.60	6

BOYS - OVERALL

BIB	LEV	LAST	FIRST	SCH	GS PL	SL PL	TOT	PLACE
68	HS	Pilon	Matt	LEP	1	1	2	1
98	HS	Kelly	Kevin	LEP	3	2	5	2
77	HS	Farrell	Joe	LCS	2	5	7	3
66	HS	Pennie	Jack	MSS	4	4	8	4
65	HS	Anderson	Jack	LCS	5	6	11	5
97	HS	Baron	Callum	LCS	6	7	13	6
105	OP	Gibson	Jonah	LEP	1	1	2	1
106	OP	Nielsen	Jacob	ESMC	4	2	6	2
107	OP	Mannella	Logan	LAS	3	3	6	3
108	OP	Woods	Connor	SBS	2	7	9	4

111	OP	Grossi	Paolo	SBS	7	4	11	5
113	OP	Crawford	George	SBS	5	6	11	6

GIRLS - GIANT SLALOM

BIB	LEV	LAST	FIRST	SCH	TIME	PLACE
20	HS	Obradovich	Gillian	LCS	32.56	1
12	HS	Smith	Danica	ESMC	32.97	2
21	HS	Beljo	Kaja	LCS	32.98	3
28	HS	Wagemann	Alexys	MMA	33.31	4
13	HS	Alexander	Adrianne	ESMC	33.41	5
17	HS	Eberlein	Charlotte	LAS	33.94	6
38	OP	Thornsteinson	Maija	LCS	24.99	1
41	OP	Prosperi	Julia	LEP	26.36	2
39	OP	Coe	Sydney	LCS	26.48	3
47	OP	Chau	Rebecca	SBS	26.72	4
48	OP	Fitzpatrick	Ava	SBS	26.97	5
37	OP	Green	Pascale	ESMC	27.74	6

GIRLS - SLALOM

BIB	LEV	LAST	FIRST	SCH	TIME1	TIME2	TOT	PLACE
28	HS	Wagemann	Alexys	MMA	35.42	35.84	71.26	1
13	HS	Alexander	Adrianne	ESMC	38.48	39.23	77.71	2
20	HS	Obradovich	Gillian	LCS	38.24	40.74	78.98	3
21	HS	Beljo	Kaja	LCS	40.33	39.35	79.68	4
2	HS	Purvis	Mackenzie	BAC	39.33	40.96	80.29	5
17	HS	Eberlein	Charlotte	LAS	41.85	40.18	82.03	6
38	OP	Thornsteinson	Maija	LCS	26.86	27.54	54.40	1
37	OP	Green	Pascale	ESMC	29.33	30.23	59.56	2
39	OP	Coe	Sydney	LCS	29.54	30.39	59.93	3
43	OP	Laurin	Gabey	LEP	30.00	30.42	60.42	4
47	OP	Chau	Rebecca	SBS	29.74	30.87	60.61	5
49	OP	Goulding	Emlyn	VFJ	30.02	31.94	61.96	6

GIRLS - OVERALL

BIB	LEV	LAST	FIRST	SCH	GS PL	SL PL	TOT	PLACE
20	HS	Obradovich	Gillian	LCS	1	3	4	1
28	HS	Wagemann	Alexys	MMA	4	1	5	2
13	HS	Alexander	Adrianne	ESMC	5	2	7	3
21	HS	Beljo	Kaja	LCS	3	4	7	4
17	HS	Eberlein	Charlotte	LAS	6	6	12	5
2	HS	Purvis	Mackenzie	BAC	8	5	13	6
38	OP	Thornsteinson	Maija	LCS	1	1	2	1
39	OP	Coe	Sydney	LCS	3	3	6	2
37	OP	Green	Pascale	ESMC	6	2	8	3
47	OP	Chau	Rebecca	SBS	4	5	9	4
41	OP	Prosperi	Julia	LEP	2	9	11	5

NORTHERN ONTARIO SECONDARY SCHOOLS' ATHLETICS
20²² - ²³ SPORT COMMITTEE FINANCIAL STATEMENT

SPORT **Alpine Ski** BOYS ☒ GIRLS ☒ COED ☐
 CONVENER **Karin Augenstein, Lockerby** MID ☐ JR ☐ SR ☐ OPEN ☒


SPORT COMMITTEE INCOME			
#	Item or Description	Budget Est.	Actual Cost
1	Entry Fees		\$1,900.00
2	Gate Proceeds		
3	Medals Returned - Refund		
4	Other (specify)		
	TOTAL INCOME	\$0.00	\$1,900.00

SPORT COMMITTEE COSTS			
#	Item or Description	Budget Est.	Actual Cost
1	Officials		
2	Officials' Travel and Per Diem Expenses		
3	Minor Officials		
4	Facility Costs		
5	Awards - Medallions (unit cost \$4.50)		-\$108.00
6	Awards - Banners (unit cost \$40)		-\$160.00
7	Office Supplies and Expenses		
8	Other (please list) Food, drink for volunteers		-\$278.13
	ASC - Timing, rental, setup/takedown		-\$1,000.00
	TOTAL COSTS	\$0.00	-\$1,546.13
	NET COSTS (Total Costs - Total Income)	\$0.00	\$353.87

****COSTS HAVE TO BE ENTERED AS NEGATIVE VALUES IN ORDER FOR NET COST CALCULATION TO WORK**

NOTE: Submit this form to your District Secretary in time for the NOSSA AGM in April along with your report

LEVEL I RESULTS - GIRLS AND BOYS




School	Boys				Girls				Combined	Rank
	Slalom	GS	Total	Rank	Slalom	GS	Total	Rank	Total	Overall
Lockerby	18	13	31	1	17	14	31	1	62	1
Notre-Dame	33	40	73	3	34	38	72	4	145	2
Macdonald Cartier	74	66	140	6	37	29	66	3	206	3
Lo-Ellen Park	26	20	46	2	999	999	1998		2044	4
Bishop Carter	999	999	1998		30	26	56	2	2054	5
Marymount	999	999	1998		35	42	77	5	2075	6
Lively	34	54	88	4	999	999	1998		2086	7
Lasalle	999	999	1998		45	50	95	6	2093	8
Manitoulin	66	65	131	5	999	999	1998		2129	9
St Benedict	999	999	1998		999	999	1998		3996	
Champlain	999	999	1998		999	999	1998		3996	

*Scores represent the sum of the lowest three placings in each discipline overall

**Teams not consisting of at least three (3) skiers were assigned a score of 999



LEVEL II RESULTS - GIRLS AND BOYS



School	Boys				Girls				Combined Total	Rank Overall
	Slalom	GS	Total	Rank	Slalom	GS	Total	Rank		
Lo-Ellen Park	14	15	29	1	20	20	40	1	69	1
St Benedict	17	14	31	2	999	999	1998		2029	2
Notre-Dame	999	999	1998		999	999	1998		3996	
Lockerby	999	999	1998		999	999	1998		3996	
Macdonald Cartier	999	999	1998		999	999	1998		3996	
St Charles	999	999	1998		999	999	1998		3996	
Marymount	999	999	1998		999	999	1998		3996	
Lasalle	999	999	1998		999	999	1998		3996	
Confederation	999	999	1998		999	999	1998		3996	

*Scores represent the sum of the lowest three placings in each discipline overall

**Teams not consisting of at least three (3) skiers were assigned a score of 999



TOTAL TIMES

0

TOTAL TIMES

0

NOSSA Boys 'B' Basketball 2022 – Convenor's Report

Convenor: Brandon Grube, FJ McElligott Secondary School
Date: March 4th, 2022
Location: FJ McElligott Secondary School.
Mattawa, ON.

Results:

Tournament Schedule: 4 Teams				
Game #	Time	Location	Home	Away
Game 1	9:00am	FJM	Mattawa (L)	Chelmsford (W)
Game 2	10:30am	FJM	ES Hamner (L)	ESPNSS (W)
Game 3 (Semi-Finals)	12:30pm	FJM	Winner G1 Chelmsford (L)	Loser G2 ES Hamner (W)
Game 4 (Semi-Finals)	2:00pm	FJM	Winner G2 ESPNSS (W)	Loser G1 Mattawa (L)
Game 5 (Finals)	4:30pm	FJM	Winner G3/4 NSPNSS (W)	Winner G ¾ ES Hamner (L)

Costs:

Officials	5x	\$98.00	\$490.00
Official Travel Expense	2x	\$65.00	\$130.00
Minor Officials	5x	\$30.00	\$150.00
Medals			\$0.00
Banner	1x	\$40.00	\$40.00
Miscellaneous		\$100.00	\$100.00
Total:			\$910.00

Convenor Notes:

Champion: NSPNSS

Problems Occurred: N/A

Recommendations for next year: Please make sure participating teams ensure they have 2 sets of jerseys or provide notice to the convenor that you do not have two sets and the coloring you will be attending with.

***All parties did a good job following covid-19 protocols.**

NORTHERN ONTARIO SECONDARY SCHOOLS' ATHLETICS
20 21- 22 SPORT COMMITTEE FINANCIAL STATEMENT

SPORT Boys "B" Basketball BOYS ☒ GIRLS ☐ COED ☐
 CONVENER Brandon Grube (F.J. McElligott S.S.) NOV ☐ JR ☐ SR ☐ OPEN ☒

SPORT COMMITTEE INCOME			
#	Item or Description	Budget Est.	Actual Cost
1	Entry Fees		
2	Gate Proceeds		
3	Medals Returned - Refund		
4	Other (specify)		
TOTAL INCOME		0	0

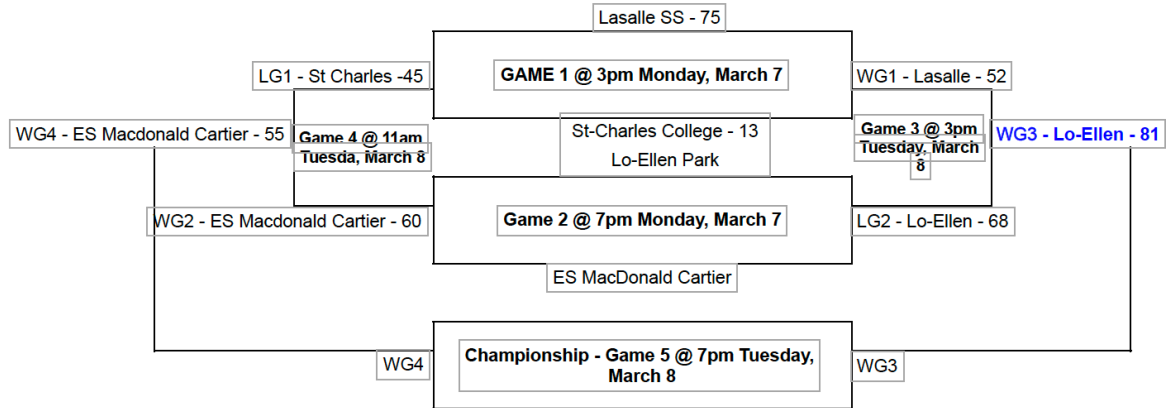
SPORT COMMITTEE COSTS			
#	Item or Description	Budget Est.	Actual Cost
1	Officials	490	490
2	Officials' Travel and Per Diem Expenses	130	130
3	Minor Officials	150	150
4	Facility Costs	0	0
5	Awards - Medallions (unit cost \$4.50)	0	0
6	Awards - Banners (unit cost \$40)	40	40
7	Office Supplies and Expenses	0	0
8	Other (please list) Pizza, muffins, coffee for volunteer	100	100
TOTAL COSTS		910	910
NET COSTS (Total Costs - Total Income)		0	0

****COSTS HAVE TO BE ENTERED AS NEGATIVE VALUES IN ORDER FOR NET COST CALCULATION TO WORK**

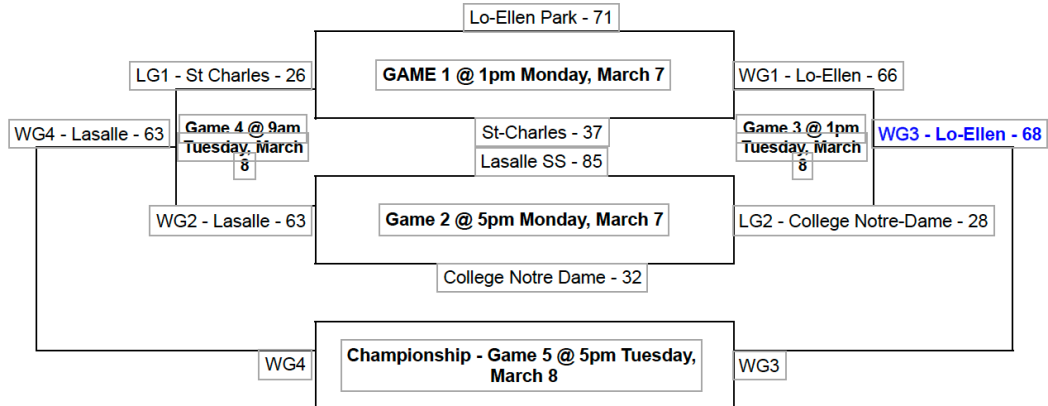
NOTE: Submit this form to your District Secretary in time for the NOSSA AGM in April along with your report

2022 NOSSA AA Boys BB Results

Senior Draw



Junior Draw



NORTHERN ONTARIO SECONDARY SCHOOLS' ATHLETICS
2022 - SPORT COMMITTEE FINANCIAL STATEMENT

SPORT Basketball "A" BOYS ☒ GIRLS ☐ COED ☐
 CONVENER Martin Nadeau, Collège Notre-Dame MID ☐ JR ☒ SR ☒ OPEN ☐

SPORT COMMITTEE INCOME			
#	Item or Description	Budget Est.	Actual Cost
1	Entry Fees	\$2,640.00	\$2,610.00
2	Gate Proceeds		
3	Medals Returned - Refund		
4	Other (specify)		
	TOTAL INCOME	\$2,640.00	\$2,610.00

SPORT COMMITTEE COSTS			
#	Item or Description	Budget Est.	Actual Cost
1	Officials	-\$1,260.00	-\$1,260.00
2	Officials' Travel and Per Diem Expenses	-\$200.00	-\$165.00
3	Minor Officials	-\$300.00	-\$300.00
4	Facility Costs	-\$85.00	-\$170.00
5	Awards - Medallions (unit cost \$3)	-\$180.00	-\$180.00
6	Awards - Banners (unit cost \$35)	-\$70.00	-\$70.00
7	Office Supplies and Expenses	-\$50.00	-\$50.00
8	Other (please list) Game balls	-\$200.00	-\$158.20
	Food for volunteers	-\$175.00	-\$155.81
	Coffee, donuts, muffins - coaches	-\$125.00	-\$112.66
	TOTAL COSTS	-\$2,645.00	-\$2,621.67
	NET COSTS (Total Costs - Total Income)	-\$5.00	-\$11.67

****COSTS HAVE TO BE ENTERED AS NEGATIVE VALUES IN ORDER FOR NET COST CALCULATION TO WORK**

NOTE: Submit this form to your District Secretary in time for the NOSSA AGM in April along with your report

NORTHERN ONTARIO SECONDARY SCHOOLS' ATHLETICS
2022- SPORT COMMITTEE FINANCIAL STATEMENT

SPORT Basketball "AA" BOYS ☒ GIRLS ☐ COED ☐
 CONVENER Joel Rehel, Megan Chute, Lasalle SS MID ☐ JR ☒ SR ☒ OPEN ☐

SPORT COMMITTEE INCOME			
#	Item or Description	Budget Est.	Actual Cost
1	Entry Fees		\$2,294.00
2	Gate Proceeds		
3	Medals Returned - Refund		
4	Other (specify)		
	TOTAL INCOME	\$0.00	\$2,294.00

SPORT COMMITTEE COSTS			
#	Item or Description	Budget Est.	Actual Cost
1	Officials		-\$1,260.00
2	Officials' Travel and Per Diem Expenses		
3	Minor Officials		-\$400.00
4	Facility Costs		
5	Awards - Medallions (unit cost \$3)		-\$270.00
6	Awards - Banners (unit cost \$35)		-\$80.00
7	Office Supplies and Expenses		
8	Other (please list) Minor officials food & drinks		-\$284.00
	TOTAL COSTS	\$0.00	-\$2,294.00
	NET COSTS (Total Costs - Total Income)	\$0.00	\$0.00

****COSTS HAVE TO BE ENTERED AS NEGATIVE VALUES IN ORDER FOR NET COST CALCULATION TO WORK**

NOTE: Submit this form to your District Secretary in time for the NOSSA AGM in April along with your report

'A' NOSSA 2021 Junior Girls Basketball Championship

Date: November 20th, 2021

Entry Fee: \$350 -please make cheques payable to Espanola High School

Host: Espanola High School

Convenor: Jason Jacques

Email: jacquej@rainbowschools.ca

Cell: 705-862-2524

Entries:

1. NSSSA - Espanola
2. SDSSAA - Macdonald Cartier
3. Sault Rep - White Pines

Results:

Game 1 Espanola 15 vs White Pines 33

Game 2 Macdonald Cartier vs 38 White Pines 23

Game 3 Espanola 26 vs Macdonald Cartier 55

Game 4 Finals Macdonald Cartier 33 vs White Pines 21

Congrats to coach Yvon Lemieux and Macdonald Cartier on winning the Banner!

Problems encountered: None just had to re-plan on short notice due to Covid cancelations and Health Unit Guidelines.

Financial statement is attached.

NORTHERN ONTARIO SECONDARY SCHOOLS' ATHLETICS
2021 - 2022 SPORT COMMITTEE FINANCIAL STATEMENT

SPORT Junior Girls A Basketball BOYS ☐ GIRLS ☒ COED ☐
 CONVENER Jason Jacques MID ☐ JR ☒ SR ☐ OPEN ☐

SPORT COMMITTEE INCOME			
#	Item or Description	Budget Est.	Actual Cost
1	Entry Fees		\$1,050.00
2	Gate Proceeds		
3	Medals Returned - Refund		
4	Other (specify)		
TOTAL INCOME		\$0.00	\$1,050.00

SPORT COMMITTEE COSTS			
#	Item or Description	Budget Est.	Actual Cost
1	Officials		-\$571.50
2	Officials' Travel and Per Diem Expenses		
3	Minor Officials		-\$180.00
4	Facility Costs		\$0.00
5	Awards - Medallions (unit cost \$4.50)		-\$135.00
6	Awards - Banners (unit cost \$40)		-\$40.00
7	Office Supplies and Expenses		
8	Other (please list)		
	Food for volunteers/helpers		-\$77.00
TOTAL COSTS		\$0.00	-\$1,003.50
NET COSTS (Total Costs - Total Income)		\$46.50	\$46.50

****COSTS HAVE TO BE ENTERED AS NEGATIVE VALUES IN ORDER FOR NET COST CALCULATION TO WORK**

NOTE: Submit this form to your District Secretary in time for the NOSSA AGM in April along with your report

NOSSA A Senior Girls Basketball 2021 Convener's Report

Location: Manitoulin Secondary School

Convener: Jordan Smith

Date: November 19th-20th 2021

Financial Report

Revenue

Entry Fees \$300 x 3 = \$900.00

Total Revenue \$900.00

Expenditures

Officials \$774.00

Officials' Travel/Per Diem Expenses \$60.00

Awards – Medallions \$175.00

Total Expenses \$1009.00

Balance \$-109.00

Congratulations College Notre Dame

**2021-22 NOSSA A Junior Girls Basketball
Champions!**

Finals – CND 30 vs MSS 27

NORTHERN ONTARIO SECONDARY SCHOOLS' ATHLETICS
2022 - 21 SPORT COMMITTEE FINANCIAL STATEMENT

SPORT Basketball BOYS ☐ GIRLS ☒ COED ☐
 CONVENER Jordan Smith MID ☐ JR ☐ SR ☒ OPEN ☐

SPORT COMMITTEE INCOME			
#	Item or Description	Budget Est.	Actual Cost
1	Entry Fees	\$1,200.00	\$900.00
2	Gate Proceeds	\$0.00	
3	Medals Returned - Refund	\$0.00	
4	Other (specify)	\$0.00	
TOTAL INCOME		\$1,200.00	\$900.00

SPORT COMMITTEE COSTS			
#	Item or Description	Budget Est.	Actual Cost
1	Officials	\$1,000.00	-\$774.00
2	Officials' Travel and Per Diem Expenses	\$60.00	-\$60.00
3	Minor Officials	\$0.00	
4	Facility Costs	\$0.00	
5	Awards - Medallions (unit cost \$4.50)	\$135.00	-\$135.00
6	Awards - Banners (unit cost \$40)	\$40.00	-\$40.00
7	Office Supplies and Expenses	\$0.00	
8	Other (please list)	\$0.00	
TOTAL COSTS		\$2,435.00	-\$1,009.00
NET COSTS (Total Costs - Total Income)		-\$109.00	-\$109.00

****COSTS HAVE TO BE ENTERED AS NEGATIVE VALUES IN ORDER FOR NET COST CALCULATION TO WORK**

NOTE: Submit this form to your District Secretary in time for the NOSSA AGM in April along with your report

'AA'/'AAA' NOSSA 2021 Junior/Senior Girls Basketball Championship

Date: Saturday, November 20th, 2021

Entry Fee: Costs will be charged back on a pro-rata basis to participating schools

Host: Lo-Ellen Park Secondary School

Convenor: Lisa Carruthers

Email: carrutl@rainbowschools.ca

Entries:

SDSSAA – Lo-Ellen Junior and Senior

SDSSAA – Esc l'Horizon Junior

SDSSAA – Lasalle SS Senior

Schedule:

Saturday

Game 1 – 12:00pm – Junior – L'Horizon vs Lo-Ellen Park

Game 2 – 2:00pm – Senior – Lasalle vs Lo-Ellen Park

Both senior teams will qualify for OFSAA

Winner of senior game has first choice of OFSAA championship ("AA" or "AAA")

Here is the livestream link:

<https://www.twitch.tv/leplivestream>

NOSSA Playing Regulations:

<https://nossa.rainbowschools.ca/Pages/handbook21.pdf>

NORTHERN ONTARIO SECONDARY SCHOOLS' ATHLETICS
2022- SPORT COMMITTEE FINANCIAL STATEMENT

SPORT "AA" Basketball BOYS ☐ GIRLS ☒ COED ☐
 CONVENER Lisa Carruthers, Lo-Ellen Park MID ☐ JR ☒ SR ☒ OPEN ☐

SPORT COMMITTEE INCOME			
#	Item or Description	Budget Est.	Actual Cost
1	Entry Fees		\$602.00
2	Gate Proceeds		
3	Medals Returned - Refund		
4	Other (specify)		
TOTAL INCOME		\$0.00	\$602.00

SPORT COMMITTEE COSTS			
#	Item or Description	Budget Est.	Actual Cost
1	Officials		-\$252.00
2	Officials' Travel and Per Diem Expenses		
3	Minor Officials		
4	Facility Costs		
5	Awards - Medallions (unit cost \$4.50)		-\$270.00
6	Awards - Banners (unit cost \$40)		-\$80.00
7	Office Supplies and Expenses		
8	Other (please list)		
TOTAL COSTS		\$0.00	-\$602.00
NET COSTS (Total Costs - Total Income)		\$0.00	\$0.00

****COSTS HAVE TO BE ENTERED AS NEGATIVE VALUES IN ORDER FOR NET COST CALCULATION TO WORK**

NOTE: Submit this form to your District Secretary in time for the NOSSA AGM in April along with your report

NOSSA XC 2021 Team Results

Novice Girls

	Placings				Total	Points
1- West Ferris	4	8	11	16	39	10
2 - Lo-Ellen	2	3	9	29	43	8
3 - SMC	5	10	30	31	76	6
4 - Marymount	1	22	33	41	97	4
5 - CASS	7	21	32	43	103	2
6 - Korah	14	15	28	51	108	1

Novice Boys

	Placings				Total	Points
1- Lo Ellen	1	6	14	29	50	10
2 - West Ferris	3	5	18	30	56	8
3 - Superior Heights	11	12	26	31	80	6
4 - SMC	4	23	34	35	96	4
5 - College Notre Dame	8	16	19	56	99	2
6 - Chippewa	24	40	48	43	155	1

Junior Girls

	Placings				Total	Points
1 - MSS	1	5	6	18	30	10
2 - Lo Ellen	3	8	9	13	33	8
3 - Lockerby	2	10	14	41	67	6
4 - St. Benedicts	4	11	27	29	71	4
5 - St. Joseph Scollard Hall	7	12	20	39	78	2
6 - N/A						

Junior Boys

	Placings				Total	Points
1- Lo Ellen	1	4	5	8	18	10
2 - Lockerby	2	6	10	11	29	8
3 - Korah	27	35	38	40	140	6
4 - N/A						
5 - N/A						
6 - N/A						

Senior Girls

	Placings				Total	Points
1- Lo Ellen	5	6	8	10	29	10
2 - Lasalle	7	11	12	34	64	8
3 - Superior Heights	2	12	35	38	87	6
4 - Franco-Cite	1	16	42	43	102	4
5 - Lockerby	13	15	28	56	112	2
6 - Korah	22	23	36	45	126	1

Senior Boys

	Placings				Total	Points
1- Lo Ellen	1	2	16	26	45	10
2 - Korah	6	11	18	20	55	8
3 - Lasalle	4	15	34	39	92	6
4 - EHS	12	19	28	45	104	4
5 - Lockerby	3	10	44	55	112	2
6 - St. Joseph Scollard Hall	7	13	74	91	185	1

NOSSA XC 2021 Overall Points

	NG	NB	JG	JB	SG	SB	Total
Lo Ellen	8	10	8	10	10	10	56
West Ferris	10	8					18
Lockerby			6	8	2	2	18
Korah	1			6	1	8	16
Lasalle					8	6	14
Sup. Heights		6			6		12
SMC	6	4					10
MSS			10				10
Marymount	4						4
St. Benedict			4				4
Franco-Cite					4		4
EHS						4	4
SJSH			2			1	3
CASS	2						2
CND		2					2
Chippewa		1					1

Convener's Report:

The only issues/concerns I had was related to spectators in attendance when there was a clear direction on No Spectators.

Other than that, no other issues that I can remember at this time.

NORTHERN ONTARIO SECONDARY SCHOOLS' ATHLETICS
2021-22 SPORT COMMITTEE FINANCIAL STATEMENT

SPORT **Cross Country** BOYS ☐ GIRLS ☐ COED ☒
 CONVENER **Nigel Good** MID ☒ JR ☒ SR ☒ OPEN ☐

SPORT COMMITTEE INCOME			
#	Item or Description	Budget Est.	Actual Cost
1	Entry Fees	\$4,400.00	\$5,170.00
2	Gate Proceeds		
3	Medals Returned - Refund		\$49.50
4	Other (specify)		
TOTAL INCOME		\$4,400.00	\$5,219.50

SPORT COMMITTEE COSTS			
#	Item or Description	Budget Est.	Actual Cost
1	Officials	-\$1,000.00	-\$1,358.00
2	Officials' Travel and Per Diem Expenses		
3	Minor Officials		
4	Facility Costs	-\$1,050.00	-\$1,250.00
5	Awards - Medallions (unit cost \$4.50)	-\$216.00	-\$382.50
6	Awards - Banners (unit cost \$40)	-\$120.00	-\$120.00
7	Office Supplies and Expenses	-\$150.00	-\$144.33
8	Other (please list) porta potties	-\$1,000.00	-\$1,344.70
	Pizza and food for volunteers	-\$200.00	-\$225.47
	Safety vehicle rental and gas	-\$350.00	-\$350.00
TOTAL COSTS		\$314.00	-\$5,175.00
NET COSTS (Total Costs - Total Income)		\$44.50	\$44.50

****COSTS HAVE TO BE ENTERED AS NEGATIVE VALUES IN ORDER FOR NET COST CALCULATION TO WORK**

NOTE: Submit this form to your District Secretary in time for the NOSSA AGM in April along with your report

NOSSA CURLING CONVENER'S REPORT

SUDBURY, ON

MARCH 2-3,2022

Event held at Curl Sudbury

1. Winners—Boys: Espanola High (9)
Winners--- Girls: Espanola High (10)
Runners-up Boys: College Notre Dame (4)
Runners-up Girls: Marymount Academy (3)
2. Boys Coach: David Gallant
Girls Coach: David Gallant
3. PROBLEMS(S): a) COVID reduced number of teams able to enter and altered the timeline for NOSSA clothing—as of today (March 28th) they are still not available.
b) Conflict dates with NOCA Provincial championships
c) Some schools were not prepared for higher level competition—league playing regs are not in line with NOSSA's and there was not enough time for some Coaches to instruct curlers re: competition etiquette, pre-game practices and how fourth end breaks proceed.
d) Request from Curl Sudbury regarding spectators was not followed.
4. RECCOMENDATIONS: a) Communication is key with NOCA reps. Send date and location chosen for NOSSA to NOCA as soon as it is determined.
b) Bring league playing regs in line with OFSSA's.
c) Update rules to allow for more sheets of ice available at the Curling Club chosen to hold future events.
5. FINANCIAL STATEMENT: Attached
6. PLAYING REGULATION UPDATES & MOTIONS: Attached

Respectfully Submitted by

Karen Luczak

NOSSA PLAYING REGULATIONS UPDATES

1. Change all references to Canadian Curling Association to ***Curling Canada***.
2. Bring all NOSSA playing regs in line with OFSSA playing regs so curlers will be ready for higher level competition rules and etiquette.

MOTIONS

1. Moved by *David Gallant (Espanola)* that the following be added to TIME- OUTS: In the event of a tie at the conclusion of a game, an extra end towards the home end shall be played until such time as a winner is declared. If the game goes into extra ends, there shall be a three (3) minute break for consultation between the coach and curlers at the end of the eighth end. Each team may call one 60-second time-out during each extra end. Time-outs shall not be carried forward to the extra end(s) or from one extra end to another. 2nd *Joey Dimaio (College Notre Dame)*

RATIONAL: Brings the rule in line with OFSSA playing regulations. 6. Rules and Officials
b) At present there is no allowance for an extra time-out in an extra end.

2. Moved by *David Gallant* that the following be added/changed to TIME-OUTS: “The Coach of the team that called the time out may access the playing surface. Neither the Coach or team members may confer in the house. Coaches must wear appropriate footwear to access the ice surface.

RATIONAL: Rocks could be moved with 5 people standing in the house. Standing in one spot for a prolonged period of time could damage the ice surface.

3. Moved by *Joey Dimaio* Add the following: **Draw to the Button Measurement** Each team’s draw to the button for the first four round robin games will be measured in cm. A rock covering the button will be measured as zero (0) cm. Rocks that are not in the house receive a measurement of 185 cm. The sum in cm of all of a team’s draws to the button will be used for tie-breaking.

RATIONAL: As in OFSSA rules. Most leagues do not use this type of tie-breaking procedures so is a great inclusion so curlers understand competition protocols.

4. Moved by Joey Dimaio Add the following to the CURLING ROUND ROBIN POOL PLAY SCHEDULE : (*Now: "Set up with 2 Pools of 4 teams in a 2-day event on 4 sheets of ice"*)

At a minimum set up 2 pools of 4 teams in a 2-day event on 4 sheets of ice. If a club has 5 sheets—use 4 sheets. If a club has 6 or 8 sheets draw can be modified so boys and girls play at the same time but same format. 2nd David Gallant

RATIONAL: At present there is no allowance to change the draw if more than 4 sheets of ice are available at the chosen Curling Club. By modifying the basic layout for 6 or 8 sheets Day 1 and Day 2 of the event can be started and finish at more reasonable times. Also, this allows the Club to still generate financial gain from their league play which is normally held after 6:00p.m. Travelling teams will be able to travel back home earlier.

NORTHERN ONTARIO SECONDARY SCHOOLS' ATHLETICS
20²¹ - 22 SPORT COMMITTEE FINANCIAL STATEMENT

SPORT **CURLING** BOYS ☒ GIRLS ☒ COED ☒
 CONVENER **KAREN LUCZAK** NOV ☐ JR ☐ SR ☐ OPEN ☒

SPORT COMMITTEE INCOME			
#	Item or Description	Budget Est.	Actual Cost
1	Entry Fees	\$2,000.00	\$2,000.00
2	Gate Proceeds		
3	Medals Returned - Refund		\$13.50
4	Other (specify)		
TOTAL INCOME		\$2,000.00	\$2,013.50

SPORT COMMITTEE COSTS			
#	Item or Description	Budget Est.	Actual Cost
1	Officials	-\$150.00	-\$150.00
2	Officials' Travel and Per Diem Expenses	-\$175.00	-\$97.54
3	Minor Officials		
4	Facility Costs	-\$1,000.00	-\$723.20
5	Awards - Medallions (unit cost \$4.50)	-\$108.00	-\$94.50
6	Awards - Banners (unit cost \$40)	-\$80.00	-\$80.00
7	Office Supplies and Expenses	-\$75.00	-\$35.02
8	Other (please list)		
	Gift for Curl Sudbury	-\$125.00	-\$118.65
	Miscellaneous	-\$200.00	-\$227.60
TOTAL COSTS		\$87.00	-\$1,526.51
NET COSTS (Total Costs - Total Income)		\$486.99	\$486.99

****COSTS HAVE TO BE ENTERED AS NEGATIVE VALUES IN ORDER FOR NET COST CALCULATION TO WORK**

NOTE: Submit this form to your District Secretary in time for the NOSSA AGM in April along with your report

NOSSA FOOTBALL CONVENER'S REPORT

*PLEASE NOTE: FINAL REPORTS ARE NECESSARY IN ORDER TO UPDATE CHAMPIONSHIP RECORDS. REPORTS NOT AVAILABLE FOR THE ANNUAL MEETING WILL RESULT IN A \$25.00 LEVY, PAYABLE BY THE DISTRICT OF THE CONVENER.

ATTACH SHEET(S) TO THIS FORM DETAILING THE FOLLOWING ITEMS:

1. (a) N.O.S.S.A. results **Korah Collegiate 35 vs. Algonquin Barons 0**

(b) Names of trophy winners – **Korah Collegiate**

2. Names of winning coaches. **Tom Annett**

3. Problems encountered this year – **NONE - The 2 spectator per player policy was followed and registration was overlooked by administration.**

4. Recommendations for next year - **NONE**

5. Financial statement: **Attached**

NORTHERN ONTARIO SECONDARY SCHOOLS' ATHLETICS
20__ - __ SPORT COMMITTEE FINANCIAL STATEMENT

SPORT Senior Football BOYS ☒ GIRLS ☐ COED ☐
 CONVENER Marco Bernabucci NOV ☐ JR ☐ SR ☐ OPEN ☐

SPORT COMMITTEE INCOME			
#	Item or Description	Budget Est.	Actual Cost
1	Entry Fees	\$0.00	\$0.00
2	Gate Proceeds	\$0.00	\$0.00
3	Medals Returned - Refund	\$0.00	\$0.00
4	Other (specify)	\$0.00	\$0.00
	TOTAL INCOME	\$0.00	\$0.00

SPORT COMMITTEE COSTS			
#	Item or Description	Budget Est.	Actual Cost
1	Officials	\$210.00	\$0.00
2	Officials' Travel and Per Diem Expenses	\$0.00	\$0.00
3	Minor Officials	\$0.00	\$0.00
4	Facility Costs	\$401.10	\$0.00
5	Awards - Medallions (unit cost \$4.50)	\$270.00	\$0.00
6	Awards - Banners (unit cost \$40)	\$40.00	\$0.00
7	Office Supplies and Expenses	\$0.00	\$0.00
8	Other (please list) security officers	\$600.00	\$0.00
	TOTAL COSTS	\$1,521.10	\$0.00
	NET COSTS (Total Costs - Total Income)	\$0.00	\$0.00

****COSTS HAVE TO BE ENTERED AS NEGATIVE VALUES IN ORDER FOR NET COST CALCULATION TO WORK**

NOTE: Submit this form to your District Secretary in time for the NOSSA AGM in April along with your report

From: CORY ABRAHAM <abrahac@adsb.on.ca>
Subject: NOSSA Convenor Report
Date: September 30, 2021 at 1:16:44 PM EDT
To: Dave Makela <makelad@rainbowschools.ca>
Cc: Travis Lahaie <lahaie@adsb.on.ca>, Andrew Vanderburg
<vandera@adsb.on.ca>

Hey Dave,

Attached is my convenor report for **NOSSA golf**.

Results will be coming in the next few days.

For additional comments, the only issue we really had was the extremely slow play from one group of female golfers.

At our NSSSA level, all the coaches put forward a motion that in order to advance to NOSSA, male golfers needed to shoot 110 or better, while females needed to shoot 120 or better. Our motives were the pace of play concerns and maintaining the integrity of the NOSSA event.

Some girls yesterday were in the 140s and it makes for a challenging day for the golfers, organizers, members, golf course staff, etc...

I'm wondering if that's a rule that NOSSA could look at as well.

I'm also curious about the potential for changing the NOSSA / OFSAA entry numbers to be the same for boys and girls. NSSSA can send 2 boy teams (or 14 total boys) but 1 girl team (or 9 total girls) to NOSSA. We can send 6 boys to OFSAA but 3 girls. I know OFSAA girls golf is a festival and there's different rules for that, but if the scores merit entry, it would be nice to see the girls get the same opportunities as the boys.

Anyways, other than that, things were great.

Thanks,

Cory
ELSS

NORTHERN ONTARIO SECONDARY SCHOOLS' ATHLETICS
202 - 1 SPORT COMMITTEE FINANCIAL STATEMENT

SPORT **GOLF** BOYS ☒ GIRLS ☒ COED ☐
 CONVENER Cory Abraham MID ☐ JR ☐ SR ☐ OPEN ☒

SPORT COMMITTEE INCOME			
#	Item or Description	Budget Est.	Actual Cost
1	Entry Fees		\$3,200.00
2	Gate Proceeds		
3	Medals Returned - Refund		
4	Other (specify)		
TOTAL INCOME		\$0.00	\$3,200.00

SPORT COMMITTEE COSTS			
#	Item or Description	Budget Est.	Actual Cost
1	Officials		
2	Officials' Travel and Per Diem Expenses		
3	Minor Officials		
4	Facility Costs		-\$3,200.00
5	Awards - Medallions (unit cost \$4.50)		
6	Awards - Banners (unit cost \$40)		
7	Office Supplies and Expenses		
8	Other (please list)		
TOTAL COSTS		\$0.00	-\$3,200.00
NET COSTS (Total Costs - Total Income)		\$0.00	\$0.00

****COSTS HAVE TO BE ENTERED AS NEGATIVE VALUES IN ORDER FOR NET COST CALCULATION TO WORK**

NOTE: Submit this form to your District Secretary in time for the NOSSA AGM in April along with your report

NOSSA NORDIC SKI 2022 RESULTS

February 17, 2022 at 11:10:00am

Walden Cross Country - Junior Girls

Individual Start - 4.0 km



Place	Bib	Name		School	Category	Start Time	Elapse (True)	Time	Diff
		Last	First						
1	52	Pineau	Lauren	Lockerby Composite	Junior Girls - Open	0:45:00	0:55:40	0:10:40	-
2	53	Cuza	Finlay	Lo-Ellen Park	Junior Girls - Open	0:45:15	0:56:26	0:11:11	0:00:31
3	46	Thomas	Grace	Lo-Ellen Park	Junior Girls - HS	0:43:30	0:55:05	0:11:35	0:00:55
4	40	Dale	Gracie	Lo-Ellen Park	Junior Girls - HS	0:42:00	0:53:49	0:11:49	0:01:09
5	50	Hodgins	Ava	Lasalle Secondary	Junior Girls - Open	0:44:30	0:56:44	0:12:14	0:01:34
6	38	Schulte-Hostedde	Ivy	Lockerby Composite	Junior Girls - HS	0:41:30	0:53:48	0:12:18	0:01:38
7	54	Wiss	Maxine	MacDonald Cartier	Junior Girls - Open	0:45:30	0:58:23	0:12:53	0:02:13
8	45	Nener	Maija	Lo-Ellen Park	Junior Girls - HS	0:43:15	0:56:31	0:13:16	0:02:36
9	51	Jones	Bay	Lockerby Composite	Junior Girls - Open	0:44:45	0:58:34	0:13:49	0:03:09
10	41	Fitzmaurice	Monique	Lo-Ellen Park	Junior Girls - HS	0:42:15	0:56:36	0:14:21	0:03:41
11	48	Azzi	Annie	Jeunesse-Nord	Junior Girls - Open	0:44:00	0:58:32	0:14:32	0:03:52
12	34	Bouffard	Sasha	College Notre Dame	Junior Girls - HS	0:40:30	0:55:19	0:14:49	0:04:09
13	37	Lemieux	Lea	Lockerby Composite	Junior Girls - HS	0:41:15	0:56:18	0:15:03	0:04:23
14	49	Raddon	Meghan	Jeunesse-Nord	Junior Girls - Open	0:44:15	1:00:08	0:15:53	0:05:13
15	42	Kawa	Audrey	Lo-Ellen Park	Junior Girls - HS	0:42:30	0:58:24	0:15:54	0:05:14
16	44	McKague	Isabel	Lo-Ellen Park	Junior Girls - HS	0:43:00	1:00:41	0:17:41	0:07:01
17	39	Bertrand	Charlotte	Lo-Ellen Park	Junior Girls - HS	0:41:45	1:00:54	0:19:09	0:08:29
18	33	Savard	Alexis	Bishop Alexander Carter	Junior Girls - HS	0:40:15	1:03:54	0:23:39	0:12:59
19	32	Gravelle	Bryanna	Bishop Alexander Carter	Junior Girls - HS	0:40:00	1:12:06	0:32:06	0:21:26

1	52	Pineau	Lauren	Lockerby Composite	Junior Girls - Open	0:45:00	0:55:40	0:10:40	-
2	53	Cuza	Finlay	Lo-Ellen Park	Junior Girls - Open	0:45:15	0:56:26	0:11:11	0:00:31
3	50	Hodgins	Ava	Lasalle Secondary	Junior Girls - Open	0:44:30	0:56:44	0:12:14	0:01:34
4	54	Wiss	Maxine	MacDonald Cartier	Junior Girls - Open	0:45:30	0:58:23	0:12:53	0:02:13
5	51	Jones	Bay	Lockerby Composite	Junior Girls - Open	0:44:45	0:58:34	0:13:49	0:03:09
6	48	Azzi	Annie	Jeunesse-Nord	Junior Girls - Open	0:44:00	0:58:32	0:14:32	0:03:52
7	49	Raddon	Meghan	Jeunesse-Nord	Junior Girls - Open	0:44:15	1:00:08	0:15:53	0:05:13

1	46	Thomas	Grace	Lo-Ellen Park	Junior Girls - HS	0:43:30	0:55:05	0:11:35	-
2	40	Dale	Gracie	Lo-Ellen Park	Junior Girls - HS	0:42:00	0:53:49	0:11:49	0:00:14
3	38	Schulte-Hostedde	Ivy	Lockerby Composite	Junior Girls - HS	0:41:30	0:53:48	0:12:18	0:00:43
4	45	Nener	Maija	Lo-Ellen Park	Junior Girls - HS	0:43:15	0:56:31	0:13:16	0:01:41
5	41	Fitzmaurice	Monique	Lo-Ellen Park	Junior Girls - HS	0:42:15	0:56:36	0:14:21	0:02:46
6	34	Bouffard	Sasha	College Notre Dame	Junior Girls - HS	0:40:30	0:55:19	0:14:49	0:03:14
7	37	Lemieux	Lea	Lockerby Composite	Junior Girls - HS	0:41:15	0:56:18	0:15:03	0:03:28
8	42	Kawa	Audrey	Lo-Ellen Park	Junior Girls - HS	0:42:30	0:58:24	0:15:54	0:04:19
9	44	McKague	Isabel	Lo-Ellen Park	Junior Girls - HS	0:43:00	1:00:41	0:17:41	0:06:06
10	39	Bertrand	Charlotte	Lo-Ellen Park	Junior Girls - HS	0:41:45	1:00:54	0:19:09	0:07:34
11	33	Savard	Alexis	Bishop Alexander Carter	Junior Girls - HS	0:40:15	1:03:54	0:23:39	0:12:04
12	32	Gravelle	Bryanna	Bishop Alexander Carter	Junior Girls - HS	0:40:00	1:12:06	0:32:06	0:20:31

February 17, 2022 at 10:30:00am

Walden Cross Country - Senior Girls

Individual Start - 5.0 km



Place	Bib	Name		School	Category	Start Time	Elapse (True)	Time	Diff
		Last	First						

1	150	Tremblay	Madeleine	College Notre Dame	Senior Girls - Open	0:02:30	0:18:15	0:15:45	-
2	153	Larivière	Rochelle	Sacre Coeur	Senior Girls - Open	0:03:15	0:21:11	0:17:56	0:02:11
3	145	Maki	Heli	Lo-Ellen Park	Senior Girls - HS	0:01:15	0:20:03	0:18:48	0:03:03
4	146	Oommen	Sophia	Lo-Ellen Park	Senior Girls - HS	0:01:30	0:20:32	0:19:02	0:03:17
5	152	Azzi	Sophie	Jeunesse-Nord	Senior Girls - Open	0:03:00	0:24:06	0:21:06	0:05:21
6	143	Keturi	Allie	Lo-Ellen Park	Senior Girls - HS	0:00:45	0:22:38	0:21:53	0:06:08
7	147	Caverson	Catherine	Marymount	Senior Girls - HS	0:01:45	0:26:04	0:24:19	0:08:34
8	141	Valtonen	Maija	College Notre Dame	Senior Girls - HS	0:00:15	0:25:31	0:25:16	0:09:31
9	148	Sarazin	PJ	Marymount	Senior Girls - HS	0:02:00	0:33:58	0:31:58	0:16:13
10	140	Bertrand	Makayla	Bishop Alexander Carter	Senior Girls - HS	0:00:00	0:36:46	0:36:46	0:21:01

1	150	Tremblay	Madeleine	College Notre Dame	Senior Girls - Open	0:02:30	0:18:15	0:15:45	-
2	153	Larivière	Rochelle	Sacre Coeur	Senior Girls - Open	0:03:15	0:21:11	0:17:56	0:02:11
3	152	Azzi	Sophie	Jeunesse-Nord	Senior Girls - Open	0:03:00	0:24:06	0:21:06	0:05:21

1	145	Maki	Heli	Lo-Ellen Park	Senior Girls - HS	0:01:15	0:20:03	0:18:48	-
2	146	Oommen	Sophia	Lo-Ellen Park	Senior Girls - HS	0:01:30	0:20:32	0:19:02	0:00:14
3	143	Keturi	Allie	Lo-Ellen Park	Senior Girls - HS	0:00:45	0:22:38	0:21:53	0:03:05
4	147	Caverson	Catherine	Marymount	Senior Girls - HS	0:01:45	0:26:04	0:24:19	0:05:31
5	141	Valtonen	Maija	College Notre Dame	Senior Girls - HS	0:00:15	0:25:31	0:25:16	0:06:28
6	148	Sarazin	PJ	Marymount	Senior Girls - HS	0:02:00	0:33:58	0:31:58	0:13:10
7	140	Bertrand	Makayla	Bishop Alexander Carter	Senior Girls - HS	0:00:00	0:36:46	0:36:46	0:17:58

February 17, 2022 at 10:40:00am

Walden Cross Country - Junior Boys

Individual Start - 5.0 km



Place	Bib	Name		School	Category	Start Time	Elapse (True)	Time	Diff
		Last	First						

1	130	Rice	Sam	Lo-Ellen Park	Junior Boys - HS	0:12:15	0:26:31	0:14:16	-
2	135	Joiner	Russell	Lo-Ellen Park	Junior Boys - Open	0:13:20	0:27:39	0:14:19	0:00:03
3	126	Dobson	Owen	Lo-Ellen Park	Junior Boys - HS	0:11:15	0:25:46	0:14:31	0:00:15
4	134	Claridge	Owen	Lo-Ellen Park	Junior Boys - Open	0:13:15	0:27:58	0:14:43	0:00:27
5	129	Labrecque	Nicho	Lo-Ellen Park	Junior Boys - HS	0:12:00	0:27:04	0:15:04	0:00:48
6	124	Roney	Brendan	Lockerby Composite	Junior Boys - HS	0:10:45	0:28:32	0:17:47	0:03:31
7	125	Conroy	Austin	Lo-Ellen Park	Junior Boys - HS	0:11:00	0:28:49	0:17:49	0:03:33
8	128	Kuhlberg	Nolan	Lo-Ellen Park	Junior Boys - HS	0:11:45	0:29:40	0:17:55	0:03:39
9	122	Bain	Graydon	Lasalle Secondary	Junior Boys - HS	0:10:15	0:28:38	0:18:23	0:04:07
10	131	Zhong	Jacob	Lo-Ellen Park	Junior Boys - HS	0:12:30	0:30:54	0:18:24	0:04:08
11	121	Perreault	Sébastien	College Notre Dame	Junior Boys - HS	0:10:00	0:29:15	0:19:15	0:04:59
12	123	Radey	Nathan	Lasalle Secondary	Junior Boys - HS	0:10:30	0:30:28	0:19:58	0:05:42
13	133	Carosi	Jacob	Bishop Alexander Carter	Junior Boys - Open	0:13:00	0:45:28	0:32:28	0:18:12
14	132	Pharand	Jérémie	MacDonald Cartier	Junior Boys - HS	0:12:45	0:47:03	0:34:18	0:20:02

1	135	Joiner	Russell	Lo-Ellen Park	Junior Boys - Open	0:13:20	0:27:39	0:14:19	-
2	134	Claridge	Owen	Lo-Ellen Park	Junior Boys - Open	0:13:15	0:27:58	0:14:43	0:00:24
3	133	Carosi	Jacob	Bishop Alexander Carter	Junior Boys - Open	0:13:00	0:45:28	0:32:28	0:18:09

1	130	Rice	Sam	Lo-Ellen Park	Junior Boys - HS	0:12:15	0:26:31	0:14:16	-
2	126	Dobson	Owen	Lo-Ellen Park	Junior Boys - HS	0:11:15	0:25:46	0:14:31	0:00:15
3	129	Labrecque	Nicho	Lo-Ellen Park	Junior Boys - HS	0:12:00	0:27:04	0:15:04	0:00:48
4	124	Roney	Brendan	Lockerby Composite	Junior Boys - HS	0:10:45	0:28:32	0:17:47	0:03:31
5	125	Conroy	Austin	Lo-Ellen Park	Junior Boys - HS	0:11:00	0:28:49	0:17:49	0:03:33
6	128	Kuhlberg	Nolan	Lo-Ellen Park	Junior Boys - HS	0:11:45	0:29:40	0:17:55	0:03:39
7	122	Bain	Graydon	Lasalle Secondary	Junior Boys - HS	0:10:15	0:28:38	0:18:23	0:04:07
8	131	Zhong	Jacob	Lo-Ellen Park	Junior Boys - HS	0:12:30	0:30:54	0:18:24	0:04:08
9	121	Perreault	Sébastien	College Notre Dame	Junior Boys - HS	0:10:00	0:29:15	0:19:15	0:04:59
10	123	Radey	Nathan	Lasalle Secondary	Junior Boys - HS	0:10:30	0:30:28	0:19:58	0:05:42
11	132	Pharand	Jérémie	MacDonald Cartier	Junior Boys - HS	0:12:45	0:47:03	0:34:18	0:20:02

February 17, 2022 at 11:00:00pm

Walden Cross Country - Senior Boys

Individual Start - 5.0 km



Place	Bib	Name		School	Category	Start Time	Elapse (True)	Time	Diff
		Last	First						
1	79	Ward	Kaeden	Lo-Ellen Park	Senior Boys - Open	0:34:45	0:52:45	0:18:00	-
2	66	Lacroix	Liam	Lo-Ellen Park	Senior Boys - HS	0:31:30	0:51:06	0:19:36	0:01:36
3	77	Nener	Kai	Lo-Ellen Park	Senior Boys - Open	0:34:15	0:54:12	0:19:57	0:01:57
4	80	Wiss	Patrick	Lo-Ellen Park	Senior Boys - Open	0:35:00	0:55:26	0:20:26	0:02:26
5	63	Annett	Travis	Lockerby Composite	Senior Boys - HS	0:30:45	0:52:15	0:21:30	0:03:30
6	65	Schulte-Hostedde	Konrad	Lockerby Composite	Senior Boys - HS	0:31:15	0:52:46	0:21:31	0:03:31
7	68	Morris	Dominic	Lo-Ellen Park	Senior Boys - HS	0:32:00	0:54:25	0:22:25	0:04:25
8	76	Jones	Griffin	Lo-Ellen Park	Senior Boys - Open	0:34:00	0:56:59	0:22:59	0:04:59
9	75	Radey	Brandon	Lasalle Secondary	Senior Boys - Open	0:33:45	0:57:29	0:23:44	0:05:44
10	67	McKague	Simon	Lo-Ellen Park	Senior Boys - HS	0:31:45	0:55:57	0:24:12	0:06:12
11	82	Ranger	Amon	Sudbury Secondary	Senior Boys - Open	0:35:30	1:02:08	0:26:38	0:08:38
12	64	Roney	Owen	Lockerby Composite	Senior Boys - HS	0:31:00	0:59:26	0:28:26	0:10:26
13	70	Bryson	Kelton	Sacre Coeur	Senior Boys - HS	0:32:30	1:02:02	0:29:32	0:11:32
14	69	McFadden	Alex	MacDonald Cartier	Senior Boys - HS	0:32:15	1:14:49	0:42:34	0:24:34
15	60	Bertrand	Ashton	Bishop Alexander Carter	Senior Boys - HS	0:30:00	1:13:42	0:43:42	0:25:42
16	61	Chihara	So	Bishop Alexander Carter	Senior Boys - HS	0:30:15	1:19:33	0:49:18	0:31:18

1	79	Ward	Kaeden	Lo-Ellen Park	Senior Boys - Open	0:34:45	0:52:45	0:18:00	-
2	77	Nener	Kai	Lo-Ellen Park	Senior Boys - Open	0:34:15	0:54:12	0:19:57	0:01:57
3	80	Wiss	Patrick	Lo-Ellen Park	Senior Boys - Open	0:35:00	0:55:26	0:20:26	0:02:26
4	76	Jones	Griffin	Lo-Ellen Park	Senior Boys - Open	0:34:00	0:56:59	0:22:59	0:04:59
5	75	Radey	Brandon	Lasalle Secondary	Senior Boys - Open	0:33:45	0:57:29	0:23:44	0:05:44
6	82	Ranger	Amon	Sudbury Secondary	Senior Boys - Open	0:35:30	1:02:08	0:26:38	0:08:38

1	66	Lacroix	Liam	Lo-Ellen Park	Senior Boys - HS	0:31:30	0:51:06	0:19:36	-
2	63	Annett	Travis	Lockerby Composite	Senior Boys - HS	0:30:45	0:52:15	0:21:30	0:01:54
3	65	Schulte-Hostedde	Konrad	Lockerby Composite	Senior Boys - HS	0:31:15	0:52:46	0:21:31	0:01:55
4	68	Morris	Dominic	Lo-Ellen Park	Senior Boys - HS	0:32:00	0:54:25	0:22:25	0:02:49
5	67	McKague	Simon	Lo-Ellen Park	Senior Boys - HS	0:31:45	0:55:57	0:24:12	0:04:36
6	64	Roney	Owen	Lockerby Composite	Senior Boys - HS	0:31:00	0:59:26	0:28:26	0:08:50
7	70	Bryson	Kelton	Sacre Coeur	Senior Boys - HS	0:32:30	1:02:02	0:29:32	0:09:56
8	69	McFadden	Alex	MacDonald Cartier	Senior Boys - HS	0:32:15	1:14:49	0:42:34	0:22:58
9	60	Bertrand	Ashton	Bishop Alexander Carter	Senior Boys - HS	0:30:00	1:13:42	0:43:42	0:24:06
10	61	Chihara	So	Bishop Alexander Carter	Senior Boys - HS	0:30:15	1:19:33	0:49:18	0:29:42

February 17, 2022 at 11:20:00am
 Walden Cross Country - Paranordic
 Individual Start - 4.0 km



Place	Bib	Name		School	Category	Start Time	Elapse (True)	Time	Diff
		Last	First						
1	83	Barber	David	Sudbury Secondary	Senior Boys - HS	0:50:00	1:13:33	0:23:33	-

NORTHERN ONTARIO SECONDARY SCHOOLS' ATHLETICS
20²²-²³ SPORT COMMITTEE FINANCIAL STATEMENT

SPORT **Nordic Ski** BOYS ☒ GIRLS ☒ COED ☐
 CONVENER **Colin Ward (LEP) & Ryan Lafraniere (LCS)** MID ☐ JR ☐ SR ☐ OPEN ☒

SPORT COMMITTEE INCOME			
#	Item or Description	Budget Est.	Actual Cost
1	Entry Fees		\$900.00
2	Gate Proceeds		
3	Medals Returned - Refund		
4	Other (specify)		
	TOTAL INCOME	\$0.00	\$900.00

SPORT COMMITTEE COSTS			
#	Item or Description	Budget Est.	Actual Cost
1	Officials		
2	Officials' Travel and Per Diem Expenses		
3	Minor Officials		
4	Facility Costs		-\$750.00
5	Awards - Medallions (unit cost \$3)		-\$216.00
6	Awards - Banners (unit cost \$35)		-\$74.58
7	Office Supplies and Expenses		
8	Other (please list) Volunteer meals		-\$379.43
	Miscellaneous		-\$119.03
	TOTAL COSTS	\$0.00	-\$1,539.04
	NET COSTS (Total Costs - Total Income)	\$0.00	-\$639.04

****COSTS HAVE TO BE ENTERED AS NEGATIVE VALUES IN ORDER FOR NET COST CALCULATION TO WORK**

NOTE: Submit this form to your District Secretary in time for the NOSSA AGM in April along with your report

2022 SDSSAA/NOSSA SNOWBOARDING CHAMPIONSHIP

Wednesday, March 2nd @ Adanac

GIRLS

BIB	LEV	LAST	FIRST	SCH	RUN 1		RUN 2		TOTAL	
					TM1	P1	TM2	P2	TOTTM	PLACE
3	HS	Prevost	Andrea	ELSS	33.67	1	34.90	1	68.57	1
18	HS	Schell	Taylor	ELSS	33.82	2	35.39	4	69.21	2
11	HS	Johnston	Haven	CHP	34.56	3	35.26	3	69.82	3
13	HS	Patrie	Kylie	ELSS	35.08	4	35.14	2	70.22	4
4	HS	Boyuk	Sierra	BAC	35.36	5	35.70	5	71.06	5
2	HS	Gordon	Alexa	CHP	35.75	7	36.68	6	72.43	6
1	HS	Wageman	Alexys	MMA	35.84	8	37.09	8	72.93	7
6	HS	Severinac	Jessica	LCS	36.67	9	36.74	7	73.41	8
67	HS	Pardy	CJ	BAC	37.03	10	37.67	10	74.70	9
7	HS	Jebreen	Madina	LEP	38.41	13	37.67	11	76.08	10
20	HS	Diavolitsis	Alissa	LCS	38.33	12	37.77	12	76.10	11
15	HS	Panella	Aiden	LEP	39.24	14	37.15	9	76.39	12
17	HS	Boulard	Ashley	CHP	38.33	11	38.17	13	76.50	13
10	HS	Breear	Hunter	LAS	41.33	15	41.08	14	82.41	14
19	HS	Deaveau Peddie	Jenna	BAC	41.61	16	42.35	15	83.96	15
22	HS	Halman	Shannon	ELSS	44.65	19	44.76	17	89.41	16
9	HS	Heaton	Madison	CND	46.25	20	43.48	16	89.73	17
21	HS	Breear	Peyton	LAS	44.36	18	45.54	18	89.90	18
24	HS	MacNeil	Kenna	BAC	50.34	21	50.74	19	101.08	19
16	HS	Rodrigue	Chloé	CND	58.87	22	70.37	21	129.24	20
8	HS	Langemann	Nova	ESMC	35.61	6	998.00	22	1033.61	21
12	HS	Anderson	Emily	LCS	43.19	17	998.00	22	1041.19	22
14	HS	Calvank	Selina	BAC	998.00	23	63.55	20	1061.55	23
5	HS	Allen	Elaine	LAS	999.00	23	999.00	22	1998.00	99
23	HS	Pyoli	Miia	LAS	999.00	23	999.00	22	1998.00	99



2022 SDSSAA/NOSSA SNOWBOARDING CHAMPIONSHIP

Wednesday, March 2nd @ Adanac

BOYS					RUN 1		RUN 2		TOTAL	
BIB	LEV	LAST	FIRST	SCH	TM1	P1	TM2	P2	TOTTM	PLACE
66	HS	O'Grady	Devin	ELSS	30.84	1	30.33	1	61.17	1
72	HS	Morin	Braedan	CND	32.28	2	33.02	3	65.30	2
64	HS	Bois-Clark	Grégoire	ESMC	32.77	3	33.19	4	65.96	3
88	HS	Ricci	Ryan	LIV	33.63	5	32.92	2	66.55	4
87	HS	Levesque	Aiden	LIV	32.99	4	33.60	5	66.59	5
89	HS	Dore	Chris	LIV	34.78	6	36.11	9	70.89	6
69	HS	Mara	Xavi	MSS	35.78	9	35.54	8	71.32	7
74	HS	Thomson	Emmet	LAS	35.44	7	36.28	10	71.72	8
70	HS	Kenyon	Curtis	BAC	36.31	10	36.30	11	72.61	9
81	HS	Gibbons	David	MSS	38.02	13	34.76	6	72.78	10
61	HS	Brunette	Julien	CND	37.03	12	36.95	13	73.98	11
83	HS	Smith	Ethan	BAC	39.38	16	36.50	12	75.88	12
82	HS	Buckley	Gavan	LCS	38.35	15	37.62	14	75.97	13
86	HS	Price	Hudson	LCS	36.57	11	43.73	17	80.30	14
84	HS	Dufour	Connor	LCS	38.29	14	43.89	18	82.18	15
62	HS	Tait	Matthew	LEP	41.27	18	43.20	16	84.47	16
78	HS	Lachapelle	Vincent	BAC	41.90	19	44.09	19	85.99	17
63	HS	Green	Evan	LCS	40.97	17	46.20	20	87.17	18
73	HS	Richard	Jacob	ESMC	49.93	20	54.62	22	104.55	19
65	HS	Cacciotti	Bradley	LAS	998.00	21	35.28	7	1033.28	20
79	HS	van Drunen	Clark	LCS	35.53	8	998.00	23	1033.53	21
68	HS	Gingras	Maxim	CHP	998.00	21	39.54	15	1037.54	22
71	HS	Robichaud	Aiden	LCS	998.00	21	48.67	21	1046.67	23
76	HS	Madrigal-Brown	Tobi	MSS	998.00	21	998.00	23	1996.00	24
85	HS	Teal	DJ	BAC	999.00	99	999.00	99	1998.00	99
80	HS	Dolinar	Nicholas	CND	999.00	99	999.00	99	1998.00	99
75	HS	Perron	Samuel	ESMC	999.00	99	999.00	99	1998.00	99
77	HS	Thomson	Gareth	LAS	999.00	99	999.00	99	1998.00	99



SDSSAA/NOSSA 2021 Snowboarding Championships

GIRLS AND BOYS TEAM RESULTS



School	Boys	Place	Girls	Place	Combined	Rank
Champlain	21	2	22	2	45	1
Bishop Carter	38	3	29	3	73	2
Lockerby	42	5	41	4	92	3
Lasalle	127	8	131	5	266	4
Elliot Lake	999	9	7	1	1015	5
Lively	15	1	999	6	1015	6
Manitoulin	41	4	999	6	1044	7
Notre-Dame	112	6	999	6	1117	8
Macdonald Cartier	121	7	999	6	1127	9
Lo-Ellen Park	999	9	999	6	2007	10
Marymount	999	9	999	6	2007	10

*Scores represent the sum of the lowest three placings in each discipline overall

**Teams not consisting of at least three (3) racers were assigned a score of 999

CHARGEBACK FORM RE: SPORT COMMITTEE/ASSOCIATION COSTS

RE: (Explanation of item) **Snowboarding** ASC 2022 Invoice - \$500.00/53 racers = \$9.44/racer

Total Amount: \$ **500.00**

Amount Charged to Participating Schools: \$ **500.00**

PUBLIC SCHOOLS


Chelmsford	\$	
Confederation	\$	
Riviere-des-Francais	\$	
Hanmer	\$	
Lasalle	\$	66.04
Lively	\$	28.30
Lockerby	\$	84.90
Lo-Ellen	\$	28.30
Macdonald-Cartier	\$	37.74
Sudbury Secondary	\$	
Elliot Lake	\$	47.17
Manitoulin	\$	28.30
PUBLIC TOTAL	\$	320.75

CATHOLIC SCHOOLS

Champlain	\$	37.74
Sacre-Coeur	\$	
L'Horizon	\$	
Marymount	\$	9.44
Bishop Alexander Carter	\$	84.90
Notre Dame	\$	47.17
St. Benedict	\$	
St. Charles	\$	
CATHOLIC TOTAL	\$	179.25
ASSOCIATION TOTAL	\$	500.00

Submitted by: _____

Position: _____ Date: _____

Approved by:  _____

Position: **Athletic Admin** Date: **04-Apr-22**

Signature of Treasurer: _____

Date: _____

- Copies To:**
- ☐ 1. Program Leaders of Schools Being Charged
 - ☐ 2. Person Submitting Request
 - ☐ 3. Co-Chairpersons

NORTHERN ONTARIO SECONDARY SCHOOLS' ATHLETICS
20____-____ SPORT COMMITTEE FINANCIAL STATEMENT

SPORT **Boys Volleyball 2021 NOSSA AA**

BOYS ☒ GIRLS ☐ COED ☐

CONVENER **Dane MacVeigh**

MID ☐ JR ☒ SR ☒ OPEN ☐

SPORT COMMITTEE INCOME			
#	Item or Description	Budget Est.	Actual Cost
1	Entry Fees	\$1,350.00	\$1,350.00
2	Gate Proceeds		
3	Medals Returned - Refund		\$22.50
4	Other (specify)		
TOTAL INCOME		\$1,350.00	\$1,372.50

SPORT COMMITTEE COSTS			
#	Item or Description	Budget Est.	Actual Cost
1	Officials	-\$767.00	-\$767.00
2	Officials' Travel and Per Diem Expenses	\$0.00	\$0.00
3	Minor Officials	\$0.00	\$0.00
4	Facility Costs	\$0.00	\$0.00
5	Awards - Medallions (unit cost \$4.50)	-\$162.00	-\$139.50
6	Awards - Banners (unit cost \$40)	-\$80.00	-\$80.00
7	Office Supplies and Expenses		
8	Other (please list) Balls/Antennas/Flags	-\$386.06	-\$386.06
TOTAL COSTS		-\$45.06	-\$1,372.56
NET COSTS (Total Costs - Total Income)		-\$0.06	-\$0.06

****COSTS HAVE TO BE ENTERED AS NEGATIVE VALUES IN ORDER FOR NET COST CALCULATION TO WORK**

NOTE: Submit this form to your District Secretary in time for the NOSSA AGM in April along with your report

Senior AA NOSSA Round Robin

Teams	LASALLE	LEP	HORIZON	POINTS
LASALLE	x	25 -16 25 -17	25-14 25-6	4
LEP	16-25 17-20	x	25 -16 25-18	2 83/79 1.051
HORIZON	14-25 6-25	16-25 18-25	x	0

SENIOR FINALS (Best of 5)

LaSalle	Lo-Ellen Park
25	9
25	16
25	18

LASALLE WINS 3-0!!!!

Junior AA NOSSA Round Robin

Teams	LASALLE	LEP	HORIZON	POINTS
LASALLE	x	25-22 21-25 15-9	25-16 25-23	4
LEP	22-25 25-21 9-15	x	25-8 25-17	2 106/86 1.23256
HORIZON	16-25 23-25	8-25 17-25	x	0

JUNIOR FINALS (Best of 3)

LASALLE	LO-ELLEN
25	10
25	13

LASALLE WINS 2-0!!!!

2021 NOSSA B - Boys Volleyball

Final Convenor's Report

Location : École secondaire Hanmer

Convenor : Anne Blanchette/Joey Bélanger - École secondaire Hanmer

Date : Thursday, November 18th, 2021

Schools

SDSSAA 1 (Sudbury) - École secondaire catholique Champlain

SDSSAA 2 (Sudbury) - École secondaire Hanmer

NSSSA (North Shore) - École secondaire catholique Jeunesse-Nord

Schedule

Congratulations to École secondaire catholique Champlain, coached by Dan Trépanier, who are the 2021 NOSSA B Volleyball champs!

Game #	Time	Teams	Results
1	9:00 am	Champlain vs Hanmer	Champlain 2 - Hanmer 0
2	10:30 am	Jeunesse-Nord vs Hanmer	Jeunesse-Nord 0 - Hanmer 2
3	12 pm	Champlain vs Jeunesse Nord	Champlain 2 - Jeunesse-Nord 0
4	1:30 pm	Championship 1st place vs 2nd place	Champlain 3 - Hanmer 0

Problems/Concerns :

N/A

Recommendations for next year :

N/A

Financial Statement :

See attached

Budget - **NOSSA B Boys' Volleyball Nov 2021**

Income	Projected	Actual
Entry Fees	1100	825
Total		825

Expenses	Projected	Actual
Officials	661,50	370
Minor Officials		
Food for volunteers	115	111,87
VCor x2	150	163,83
Medals (15 and 15) @ 4.50	135	135
Banner	40	40
Total	1101.50	820,70
		+4,30

JUNIOR A NOSSA BOYS VOLLEYBALL

Date: Saturday, November 20th Entry

Fee: 150.00

Location: Lockerby Composite School
1391 Ramsey View Court
Sudbury, ON
P3E 5T4
Phone: 705. 522.1750 ext. 6555

High School Gym: Junior Division

Site Convener: Stephen Beausoleil

Contact email: beausos@rainbowschools.ca

Note: A NOSSA will be determined based on one best of 5 game at the junior level.

Junior:

Lockerby Composite School Manitoulin S.S.

Game time 11:00 am

Lockerby defeated Manitoulin 3-0.

NORTHERN ONTARIO SECONDARY SCHOOLS' ATHLETICS
2021 - 22 SPORT COMMITTEE FINANCIAL STATEMENT

SPORT Volleyball BOYS ☒ GIRLS ☐ COED ☐
 CONVENER Stephen Beausoleil NOV ☐ JR ☒ SR ☐ OPEN ☐

SPORT COMMITTEE INCOME			
#	Item or Description	Budget Est.	Actual Cost
1	Entry Fees	\$300.00	\$300.00
2	Gate Proceeds		
3	Medals Returned - Refund		
4	Other (specify)		
	TOTAL INCOME	\$300.00	\$300.00

SPORT COMMITTEE COSTS			
#	Item or Description	Budget Est.	Actual Cost
1	Officials	-\$105.00	-\$105.00
2	Officials' Travel and Per Diem Expenses		
3	Minor Officials		
4	Facility Costs		
5	Awards - Medallions (unit cost \$4.50)	-\$135.00	-\$135.00
6	Awards - Banners (unit cost \$40)	-\$40.00	-\$40.00
7	Office Supplies and Expenses		
8	Other (please list)		
	TOTAL COSTS	\$20.00	-\$280.00
	NET COSTS (Total Costs - Total Income)	\$20.00	\$20.00

****COSTS HAVE TO BE ENTERED AS NEGATIVE VALUES IN ORDER FOR NET COST CALCULATION TO WORK**

NOTE: Submit this form to your District Secretary in time for the NOSSA AGM in April along with your report

'A' NOSSA 2021 Senior Boys Volleyball Championship

Date: November 19th, 2021

Entry Fee: \$275 -please make cheque payable to Espanola High School

Host: Espanola High School

Convenor: Jason Jacques

Email: jacquej@rainbowschools.ca

Cell: 705-862-2524

Entries:

1. NSSSA - Espanola
2. SDSSAA - Lockerby

Schedule:

Friday 1pm – Best 3/5

Results

Lockerby won the Banner – Congrats to Stephen Beausoleil, and the Lockerby Vikings.
Lockerby went to A OFSAA in Caledon, ON and earned the Antique Bronze medal

Problems encountered: None just had to plan on short notice due to Covid cancelations and Health Unit Guidelines.

Financial statement is attached.

NORTHERN ONTARIO SECONDARY SCHOOLS' ATHLETICS
20__ - __ SPORT COMMITTEE FINANCIAL STATEMENT

SPORT _____ BOYS [] GIRLS [] COED []
 CONVENER _____ MID [] JR [] SR [] OPEN []

SPORT COMMITTEE INCOME			
#	Item or Description	Budget Est.	Actual Cost
1	Entry Fees		
2	Gate Proceeds		
3	Medals Returned - Refund		
4	Other (specify)		
	TOTAL INCOME		

SPORT COMMITTEE COSTS			
#	Item or Description	Budget Est.	Actual Cost
1	Officials		
2	Officials' Travel and Per Diem Expenses		
3	Minor Officials		
4	Facility Costs		
5	Awards - Medallions (unit cost \$4.50)		
6	Awards - Banners (unit cost \$40)		
7	Office Supplies and Expenses		
8	Other (please list)		
	TOTAL COSTS		
	NET COSTS (Total Costs - Total Income)		

****COSTS HAVE TO BE ENTERED AS NEGATIVE VALUES IN ORDER FOR NET COST CALCULATION TO WORK**

NOTE: Submit this form to your District Secretary in time for the NOSSA AGM in April along with your report

NOSSA A Senior Girls Volleyball 2021 Convener's Report

Location: Manitoulin Secondary School

Convener: Jordan Smith

Date: Thursday March 10th 2022

Financial Report

Revenue

Entry Fees \$300 x 3 = \$900.00

Total Revenue \$900.00

Expenditures

Officials \$370.00

Officials' Travel/Per Diem Expenses \$125.00

Awards – Medallions \$175.00

Minor Officials \$125.00

Total Expenses \$795.00

Balance \$105.00

Congratulations L'Horizon

**2021-22 NOSSA A Junior Girls Volleyball
Champions!**

NORTHERN ONTARIO SECONDARY SCHOOLS' ATHLETICS
2022 - 23 SPORT COMMITTEE FINANCIAL STATEMENT

SPORT Volleyball BOYS ☐ GIRLS ☒ COED ☐
 CONVENER Jordan Smith MID ☐ JR ☐ SR ☒ OPEN ☐

SPORT COMMITTEE INCOME			
#	Item or Description	Budget Est.	Actual Cost
1	Entry Fees	\$1,200.00	\$900.00
2	Gate Proceeds	\$0.00	
3	Medals Returned - Refund	\$0.00	
4	Other (specify)	\$0.00	
	TOTAL INCOME	\$1,200.00	\$900.00

SPORT COMMITTEE COSTS			
#	Item or Description	Budget Est.	Actual Cost
1	Officials	\$500.00	-\$370.00
2	Officials' Travel and Per Diem Expenses	\$150.00	-\$125.00
3	Minor Officials	\$100.00	-\$125.00
4	Facility Costs	\$0.00	
5	Awards - Medallions (unit cost \$4.50)	\$135.00	-\$135.00
6	Awards - Banners (unit cost \$40)	\$40.00	-\$40.00
7	Office Supplies and Expenses	\$0.00	
8	Other (please list)	\$0.00	
	TOTAL COSTS	\$2,125.00	-\$795.00
	NET COSTS (Total Costs - Total Income)	\$105.00	\$105.00

****COSTS HAVE TO BE ENTERED AS NEGATIVE VALUES IN ORDER FOR NET COST CALCULATION TO WORK**

NOTE: Submit this form to your District Secretary in time for the NOSSA AGM in April along with your report

AA NOSSA Girls' Volleyball 2022 - Final Convenor Report

Convenors: Sherry Green, Dane MacVeigh
Lo-Ellen Park Secondary School

Date: Monday, March 7th and Tuesday, March 8th

Gym A (2nd Floor) - Junior Division

Gym B (1st Floor) - Senior Division

NOSSA RESULTS

Junior - Confederation Secondary School

Coach - Joseph L'Heureaux

Senior - Collège Notre Dame





Coaches - Kurtis Vanwallegham, Jason Evans, Brigitte Prevost





OFSAA RESULTS

Unfortunately there was no OFSAA Championship due to the pandemic.

NOSSA RESULTS/SCORES







JUNIOR GIRLS



Teams	Confederati on	Lo-Ellen Park	Champlain	CND	Points
Confederation 		14-25 23-25 (0-2)	25-21 25-16 (2-0)	25-20 25-19 (2-0)	4 Point ratio: 87/87=1
Lo-Ellen Park 	25-14 25-23 (2-0)		23-25 13-25 (0-2)	25-9 32-30 (2-0)	4 86/87 0.989

Champlain 	21-25 16-25 (0-2)	25-23 25-13 (2-0)		25-16 25-20 (2-0)	4 87/86 1.01
CND 	20-25 19-25 (0-2)	9-25 30-32 (0-2)	16-25 20-25 (0-2)		0

Girls Junior Finals - Confederation defeats Champlain 2-1 (17-25, 25-20, 15-13)

SENIOR GIRLS

Teams	LaSalle	Lo-Ellen Park	Champlain	CND	Points
LaSalle 		25-20 19-25 15-13 (2-1)	24-26 18-25 (0-2)	22-25 25-15 8-15 (1-2)	2
Lo-Ellen Park 	20-25 25-19 13-15 (1-2)		19-25 25-15 15-10 (2-1)	25-19 25-19 (2-0)	4
Champlain 	26-24 25-18 (2-0)	25-19 15-25 10-15 (1-2)		19-25 9-25 (0-2)	2

CND 	25-22 15-25 15-8 (2-1)	19-25 19-25 (0-2)	25-19 25-9 (2-0)		4
---	---	--	---	---	----------

GIRLS SENIOR FINALS: CND defeats LEP 3-2 (25-21, 24-26, 25-16, 19-25, 15-9)

NORTHERN ONTARIO SECONDARY SCHOOLS' ATHLETICS
2022- SPORT COMMITTEE FINANCIAL STATEMENT

SPORT "AA" Volleyball BOYS ☐ GIRLS ☒ COED ☐
 CONVENER Sherry Green, Lo-Ellen Park MID ☐ JR ☒ SR ☒ OPEN ☐

SPORT COMMITTEE INCOME			
#	Item or Description	Budget Est.	Actual Cost
1	Entry Fees		\$1,900.00
2	Gate Proceeds		
3	Medals Returned - Refund		
4	Other (specify)		
TOTAL INCOME		\$0.00	\$1,900.00

SPORT COMMITTEE COSTS			
#	Item or Description	Budget Est.	Actual Cost
1	Officials		-\$1,145.00
2	Officials' Travel and Per Diem Expenses		
3	Minor Officials		
4	Facility Costs		
5	Awards - Medallions (unit cost \$4.50)		-\$270.00
6	Awards - Banners (unit cost \$40)		-\$80.00
7	Office Supplies and Expenses		
8	Other (please list) Volunteer meals		-\$61.00
	Game balls		-\$333.07
TOTAL COSTS		\$0.00	-\$1,889.07
NET COSTS (Total Costs - Total Income)		\$0.00	\$10.93

****COSTS HAVE TO BE ENTERED AS NEGATIVE VALUES IN ORDER FOR NET COST CALCULATION TO WORK**

NOTE: Submit this form to your District Secretary in time for the NOSSA AGM in April along with your report

NOSSA GIRLS B Volleyball

2022 Championship

Final Convenor's Report

Host: École secondaire catholique Élisabeth-Bruyère

Convenor: Kareena Lindsay – Ésc Élisabeth-Bruyère
(lindsayk@franco-nord.ca)

Date: Friday March 4th 2022

Schools

1- Sacré-Coeur 2-ESPNS 3-ESPR-D-F 4-MATTAWA

Friday March 4 th 2022	
9:15	1 (0) vs 4 (2)
10:30	2 (2) vs 3 (0)
11:45	1 (2) vs 3 (1)
1:00	2 (0) vs 4 (2)
2:15	1 (2) vs 2 (0)
3:30	3 (0) vs 4 (2)
4:45	Mattawa (3) vs Sacré-Coeur (0)

Names of winning coaches: Christina Davis and Kareena Lindsay

Problems encountered: N/A

Recommendations for next year: N/A

Financial Statement: **See attached**

NORTHERN ONTARIO SECONDARY SCHOOLS' ATHLETICS
2021 - 22 SPORT COMMITTEE FINANCIAL STATEMENT

SPORT Volleyball - NOSSA B BOYS ☐ GIRLS ☒ COED ☐
 CONVENER Kareena Lindsay (Ésc Élisabeth-Bruyère) NOV ☐ JR ☐ SR ☐ OPEN ☒

SPORT COMMITTEE INCOME			
#	Item or Description	Budget Est.	Actual Cost
1	Entry Fees		\$1,000.00
2	Gate Proceeds		
3	Medals Returned - Refund		
4	Other (specify)		
TOTAL INCOME		\$0.00	\$1,000.00

SPORT COMMITTEE COSTS			
#	Item or Description	Budget Est.	Actual Cost
1	Officials	\$630.00	-\$630.00
2	Officials' Travel and Per Diem Expenses	\$126.00	-\$126.00
3	Minor Officials		
4	Facility Costs		
5	Awards - Medallions (unit cost \$4.50)	\$135.00	-\$135.00
6	Awards - Banners (unit cost \$40)	\$40.00	-\$40.00
7	Office Supplies and Expenses		
8	Other (please list) Pizza, muffins, coffee for volunteers	\$70.00	-\$69.00
TOTAL COSTS		\$1,001.00	-\$1,000.00
NET COSTS (Total Costs - Total Income)		\$0.00	\$0.00

****COSTS HAVE TO BE ENTERED AS NEGATIVE VALUES IN ORDER FOR NET COST CALCULATION TO WORK**

NOTE: Submit this form to your District Secretary in time for the NOSSA AGM in April along with your report

NOSSA A Junior Girls Volleyball 2022 Convener's Report

Location: Espanola High School

Convener: Tim Greenough

Date: Wednesday March 9, 2022

Financial Report

Revenue

Entry Fees \$300 x 4 = \$1200.00

Total Revenue \$1200.00

Expenditures

Officials \$630.00

Officials' Travel and Per Diem Expenses \$184.95

Minor Officials \$175.00

Awards – Medallions \$175.00

Total Expenses \$1164.95

Balance \$35.05

Team	Espanola	Manitoulin	l'Horizon	Lockerby	Final Standings
Espanola	X	0-2	0-2	0-2	4
Manitoulin	2-0	X	0-2	0-2	3
l'Horizon	2-0	2-0	X	2-0	1
Lockerby	2-0	2-0	0-2	X	2

Congratulations E.s.c. l'Horizon 2022 NOSSA A Junior Girls Volleyball Champions!

Finals – l'Horizon 2 Lockerby 0 (25-16, 25-21)